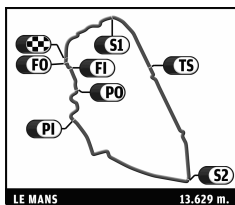




# 24 HEURES DU MANS 90<sup>ANS</sup>

## 22-23 JUN 2013



FIA WEC

81<sup>o</sup> Edition des 24 Heures du Mans

Qualifying Practice 1

Provisional Classification

Night Session

Nr.	Team	Drivers	Car	Cl	Ty	Time	Lap	Total	Gap	Kph
1	2 Audi Sport Team Joest	T. KRISTENSEN / L. DUVAL / A. McNISH	Audi R18 e-tron quattro	LMP1	M	<b>3:22.349</b>	3	17	-	<b>242.5</b>
2	3 Audi Sport Team Joest	M. GENÉ / L. DI GRASSI / O. JARVIS	Audi R18 e-tron quattro	LMP1	M	<b>3:24.341</b>	3	17	+1.992	<b>240.1</b>
3	1 Audi Sport Team Joest	A. LOTTERER / M. FÄSSLER / B. TRÉLUYER	Audi R18 e-tron quattro	LMP1	M	<b>3:25.474</b>	11	16	+3.125	<b>238.8</b>
4	7 Toyota Racing	A. WURZ / N. LAPIERRE / K. NAKAJIMA	Toyota TS030 - Hybrid	LMP1	M	<b>3:26.676</b>	3	17	+4.327	<b>237.4</b>
5	12 Rebellion Racing	N. PROST / N. JANI / N. HEIDFELD	Lola B12/60 Coupé - Toyota	LMP1	M	<b>3:30.423</b>	2	16	+8.074	<b>233.2</b>
6	8 Toyota Racing	A. DAVIDSON / S. BUEMI / S. SARRAZIN	Toyota TS030 - Hybrid	LMP1	M	<b>3:30.841</b>	4	10	+8.492	<b>232.7</b>
7	13 Rebellion Racing	A. BELICCHI / M. BECHE / C. CHENG	Lola B12/60 Coupé - Toyota	LMP1	M	<b>3:32.167</b>	2	15	+9.818	<b>231.3</b>
8	21 Strakka Racing	N. LEVENTIS / D. WATTS / J. KANE	HPD ARX 03c - Honda	LMP1	M	<b>3:36.547</b>	3	12	+14.198	<b>226.6</b>
9	26 G-Drive Racing	R. RUSINOV / J. MARTIN / M. CONWAY	Oreca 03 - Nissan	LMP2	D	<b>3:39.535</b>	3	13	+17.186	<b>223.5</b>
10	43 Morand Racing	N. GACHNANG / F. MAILLUX / O. LOMBARD	Morgan - Judd	LMP2	D	<b>3:40.741</b>	6	14	+18.392	<b>222.3</b>
11	24 OAK Racing	O. PLA / D. HEINEMEIER HANSS / A. BRUNDLE	Morgan - Nissan	LMP2	D	<b>3:40.780</b>	2	14	+18.431	<b>222.2</b>
12	25 Delta-ADR	T. GRAVES / S. NAKANO / A. HAMILTON	Oreca 03 - Nissan	LMP2	D	<b>3:40.925</b>	4	15	+18.576	<b>222.1</b>
13	35 OAK Racing	B. BAGUETTE / R. GONZALEZ / M. PLOWMAN	Morgan - Nissan	LMP2	D	<b>3:42.387</b>	2	14	+20.038	<b>220.6</b>
14	49 Pecom Racing	L. PEREZ COMPANC / P. KAFFER / N. MINASSIAN	Oreca 03 - Nissan	LMP2	M	<b>3:43.420</b>	5	11	+21.071	<b>219.6</b>
15	46 Thiriet by TDS Racing	P. THIRIET / L. BADEY / M. MARTIN	Oreca 03 - Nissan	LMP2	D	<b>3:43.494</b>	6	12	+21.145	<b>219.5</b>
16	36 Signatech Alpine	N. PANCIATICI / P. RAGUES / T. GOMWENDY	Alpine - Nissan	LMP2	M	<b>3:43.835</b>	5	16	+21.486	<b>219.2</b>
17	48 Murphy Prototypes	B. HARTLEY / M. PATTERSON / K. CHANDHOK	Oreca 03 - Nissan	LMP2	D	<b>3:44.538</b>	13	14	+22.189	<b>218.5</b>
18	38 Jota Sport	S. DOLAN / O. TURVEY / L. LUHR	Zytek Z11SN - Nissan	LMP2	D	<b>3:44.833</b>	8	15	+22.486	<b>218.2</b>
19	34 Race Performance	M. FREY / P. NIEDERHAUSER / J. BLEEKMOLEN	Oreca 03 - Judd	LMP2	D	<b>3:45.244</b>	4	11	+22.895	<b>217.8</b>
20	47 KCMG	A. IMPERATORI / H. TUNG / M. HOWSON	Morgan - Nissan	LMP2	M	<b>3:45.500</b>	2	16	+23.151	<b>217.6</b>
21	31 Lotus	K. WEEDA / J. ROSSITER / C. BOUCHUT	Lotus T128	LMP2	D	<b>3:47.920</b>	9	12	+25.571	<b>215.3</b>
22	45 OAK Racing	J. NICOLET / J. MERLIN / P. MONDOLOT	Morgan - Nissan	LMP2	D	<b>3:48.196</b>	4	14	+25.847	<b>215.0</b>
23	33 Level 5 Motorsports	S. TUCKER / M. FRANCHITTI / R. BRISCOE	HPD ARX 03b - Honda	LMP2	M	<b>3:48.597</b>	8	14	+26.248	<b>214.6</b>
24	28 Gulf Racing Middle East	F. GIROIX / P. HAEZEBROUCK / K. IHARA	Lola B12/80 Coupé - Nissan	LMP2	D	<b>3:49.096</b>	3	14	+26.747	<b>214.2</b>
25	42 Greaves Motorsport	J. MARDENBOROUGH / L. ORDOÑEZ / M. KRUMM	Zytek Z11SN - Nissan	LMP2	D	<b>3:49.421</b>	8	15	+27.072	<b>213.9</b>
26	30 HVM Status GP	J. MOWLEM / T. BURGESS / J. HIRSCHI	Lola B12/80 Coupé - Judd	LMP2	D	<b>3:49.805</b>	2	13	+27.456	<b>213.5</b>
27	99 Aston Martin Racing	R. BELL / F. MAKOWIECKI / B. SENNA	Aston Martin Vantage V8	LMGTE Pro	M	<b>3:55.658</b>	8	15	+33.309	<b>208.2</b>
28	51 AF Corse	G. BRUNI / G. FISICHELLA / M. MALUCCELLI	Ferrari 458 Italia	LMGTE Pro	M	<b>3:55.909</b>	4	15	+33.560	<b>208.0</b>
29	97 Aston Martin Racing	P. DUMBRECK / S. MÜCKE / D. TURNER	Aston Martin Vantage V8	LMGTE Pro	M	<b>3:56.004</b>	4	15	+33.655	<b>207.9</b>
30	98 Aston Martin Racing	B. AUERLEN / P. DALLA LANA / P. LAMY	Aston Martin Vantage V8	LMGTE Pro	M	<b>3:56.336</b>	4	14	+33.987	<b>207.6</b>
31	92 Porsche AG Team Manthey	M. LIEB / R. LIETZ / R. DUMAS	Porsche 911 RSR	LMGTE Pro	M	<b>3:56.547</b>	2	12	+34.108	<b>207.5</b>
32	71 AF Corse	O. BERETTA / K. KOBAYASHI / T. VILANDER	Ferrari 458 Italia	LMGTE Pro	M	<b>3:56.471</b>	6	15	+34.122	<b>207.5</b>
33	91 Porsche AG Team Manthey	J. BERGMEISTER / P. PILET / T. BERNHARD	Porsche 911 RSR	LMGTE Pro	M	<b>3:56.573</b>	2	13	+34.224	<b>207.4</b>
34	39 DKR Engineering	O. PORTA / S. RAFFIN / R. BRANDELA	Lola B11/40 - Judd	LMP2	D	<b>3:56.905</b>	4	14	+34.556	<b>207.1</b>
35	40 Boutsen Ginon Racing	M. DOWNS / T. DAGONEAU / R. YOUNESSI	Oreca 03 - Nissan	LMP2	D	<b>3:57.139</b>	5	13	+34.790	<b>206.9</b>
36	95 Aston Martin Racing	C. NYGAARD / K. POULSEN / A. SIMONSEN	Aston Martin Vantage V8	LMGTE Am	M	<b>3:58.661</b>	5	14	+36.312	<b>205.6</b>
37	88 Proton Competition	C. RIED / G. RODA / P. RUBERTI	Porsche 911 GT3 RSR	LMGTE Am	M	<b>3:59.246</b>	4	13	+36.897	<b>205.1</b>
38	73 Corvette Racing	J. MAGNUSSEN / A. GARCIA / J. TAYLOR	Chevrolet Corvette C6-ZR1	LMGTE Pro	M	<b>3:59.526</b>	7	12	+37.177	<b>204.8</b>
39	74 Corvette Racing	O. GAVIN / T. MILNER / R. WESTBROOK	Chevrolet Corvette C6-ZR1	LMGTE Pro	M	<b>3:59.860</b>	4	14	+37.511	<b>204.6</b>
40	67 IMSA Performance Matmut	P. GIBON / P. MILESI / W. HENZLER	Porsche 911 GT3 RSR	LMGTE Am	M	<b>4:00.503</b>	2	14	+38.154	<b>204.0</b>
41	96 Aston Martin Racing	J. CAMPBELL-WALTER / R. GOETHE / S. HALL	Aston Martin Vantage V8	LMGTE Am	M	<b>4:01.035</b>	3	14	+38.686	<b>203.6</b>
42	76 IMSA Performance Matmut	R. NARAC / C. BOURRET / J. VERNAY	Porsche 911 GT3 RSR	LMGTE Am	M	<b>4:01.713</b>	4	13	+39.364	<b>203.0</b>
43	61 AF Corse	J. GERBER / M. GRIFFIN / M. CIOCI	Ferrari 458 Italia	LMGTE Am	M	<b>4:02.815</b>	7	14	+40.466	<b>202.1</b>
44	53 SRT Motorsports	R. DALZIEL / D. FARNBACHER / M. GOOSSENS	Viper GTS-R	LMGTE Pro	M	<b>4:03.127</b>	9	14	+40.778	<b>201.8</b>
45	77 Dempsey Del Piero-Proton	P. DEMPSEY / J. FOSTER / P. LONG	Porsche 911 GT3 RSR	LMGTE Am	M	<b>4:03.378</b>	4	11	+41.029	<b>201.6</b>
46	93 SRT Motorsports	J. BOMARITO / T. KENDALL / K. WITTMER	Viper GTS-R	LMGTE Pro	M	<b>4:03.461</b>	5	13	+41.112	<b>201.5</b>
47	55 AF Corse	P. PERAZZINI / L. CASE / D. O'YOUNG	Ferrari 458 Italia	LMGTE Am	M	<b>4:03.966</b>	3	14	+41.617	<b>201.1</b>
48	70 Larbre Competition	C. MacNEIL / M. RODRIGUES / P. DUMAS	Chevrolet Corvette C6-ZR1	LMGTE Am	M	<b>4:04.512</b>	3	7	+42.163	<b>200.7</b>
49	50 Larbre Competition	P. BORNHAUSER / J. CANAL / R. TAYLOR	Chevrolet Corvette C6-ZR1	LMGTE Am	M	<b>4:04.873</b>	5	13	+42.524	<b>200.4</b>
50	81 8 Star Motorsports	V. POTOLICCHIO / R. AGUAS / J. BRIGHT	Ferrari 458 Italia	LMGTE Am	M	<b>4:07.625</b>	5	15	+45.276	<b>198.1</b>
51	54 AF Corse	Y. MALLEGOL / J. BACHELIER / H. BLANK	Ferrari 458 Italia	LMGTE Am	M	<b>4:09.064</b>	7	14	+46.715	<b>197.0</b>
52	75 Prospeed Racing	E. COLLARD / F. PERRODO / S. CRUBILE	Porsche 911 GT3 RSR	LMGTE Am	M	<b>4:11.719</b>	4	12	+49.370	<b>194.9</b>

No time:

32	Lotus	T. HOLZER / D. KRAIHAMER / J. CHAROUZ	Lotus T128	LMP2	D			1		
41	Greaves Motorsport	T. KIMBER-SMITH / E. LUX / A. ROSSI	Zytek Z11SN - Nissan	LMP2	D					
57	Krohn Racing	T. KROHN / N. JÖNSSON / M. MEDIANI	Ferrari 458 Italia	LMGTE Am	M					
66	JMW Motorsport	A. BERTOLINI / A. AL FAISAL / K. AL QUBAISI	Ferrari 458 Italia	LMGTE Pro	D					

Fastest Lap Lap 3 Loïc DUVAL 3:22.349 242.5 Kph

Published at: .....

Track Temp: 21,67 °C

Air Temp: 20,39 °C

Track Status:

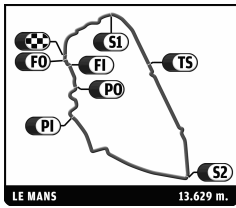
DRY

Clerk of the course: Daniel Poissenot	FIA Race Director: Eduardo Freitas	Timekeeper: Christian Crucifix & Al Kamel
---------------------------------------	------------------------------------	---



# 24 HEURES DU MANS 90 ANS

## 22-23 JUN 2013



### FIA WEC

#### 81<sup>e</sup> Edition des 24 Heures du Mans

#### Qualifying Practice 1

**Night Session**

#### Provisional Classification by Class

Nr.	Team	Drivers	Car	Ty	Time	Lap	Total	Gap	Kph
<b>LMP1</b>									
1	2 Audi Sport Team Joest	T. KRISTENSEN / L. DUVAL / A. McNISH	Audi R18 e-tron quattro	M	<b>3:22.349</b>	3	17		<b>242.5</b>
2	3 Audi Sport Team Joest	M. GENÉ / L. DI GRASSI / O. JARVIS	Audi R18 e-tron quattro	M	<b>3:24.341</b>	3	17	+1.992	+1.992 <b>240.1</b>
3	1 Audi Sport Team Joest	A. LOTTERER / M. FÄSSLER / B. TRÉLUYER	Audi R18 e-tron quattro	M	<b>3:25.474</b>	11	16	+3.125	+1.133 <b>238.8</b>
4	7 Toyota Racing	A. WURZ / N. LAPIERRE / K. NAKAJIMA	Toyota TS030 - Hybrid	M	<b>3:26.676</b>	3	17	+4.327	+1.202 <b>237.4</b>
5	12 Rebellion Racing	N. PROST / N. JANI / N. HEIDFELD	Lola B12/60 Coupé - Toyota	M	<b>3:30.423</b>	2	16	+8.074	+3.747 <b>233.2</b>
6	8 Toyota Racing	A. DAVIDSON / S. BUEMI / S. SARRAZIN	Toyota TS030 - Hybrid	M	<b>3:30.841</b>	4	10	+8.492	+0.418 <b>232.7</b>
7	13 Rebellion Racing	A. BELICCHI / M. BECHE / C. CHENG	Lola B12/60 Coupé - Toyota	M	<b>3:32.167</b>	2	15	+9.818	+1.326 <b>231.3</b>
8	21 Strakka Racing	N. LEVENTIS / D. WATTS / J. KANE	HPD ARX 03c - Honda	M	<b>3:36.547</b>	3	12	+14.198	+4.380 <b>226.6</b>
<b>LMP2</b>									
1	26 G-Drive Racing	R. RUSINOV / J. MARTIN / M. CONWAY	Oreca 03 - Nissan	D	<b>3:39.535</b>	3	13		<b>223.5</b>
2	43 Morand Racing	N. GACHNANG / F. MAILLEUX / O. LOMBARD	Morgan - Judd	D	<b>3:40.741</b>	6	14	+1.206	+1.206 <b>222.3</b>
3	24 OAK Racing	O. PLA / D. HEINEMEIER HANSS / A. BRUNDE	Morgan - Nissan	D	<b>3:40.780</b>	2	14	+1.245	+0.039 <b>222.2</b>
4	25 Delta-ADR	T. GRAVES / S. NAKANO / A. HAMILTON	Oreca 03 - Nissan	D	<b>3:40.925</b>	4	15	+1.390	+0.145 <b>222.1</b>
5	35 OAK Racing	B. BAGUETTE / R. GONZALEZ / M. PLOWMAN	Morgan - Nissan	D	<b>3:42.387</b>	2	14	+2.852	+1.462 <b>220.6</b>
6	49 Pecom Racing	L. PEREZ COMPANC / P. KAFFER / N. MINASSIAN	Oreca 03 - Nissan	M	<b>3:43.420</b>	5	11	+3.885	+1.033 <b>219.6</b>
7	46 Thiriet by TDS Racing	P. THIRIET / L. BADEY / M. MARTIN	Oreca 03 - Nissan	D	<b>3:43.494</b>	6	12	+3.959	+0.074 <b>219.5</b>
8	36 Signatech Alpine	N. PANCIATICI / P. RAGUES / T. GOMMENDY	Alpine - Nissan	M	<b>3:43.835</b>	5	16	+4.300	+0.341 <b>219.2</b>
9	48 Murphy Prototypes	B. HARTLEY / M. PATTERSON / K. CHANDHOK	Oreca 03 - Nissan	D	<b>3:44.538</b>	13	14	+5.003	+0.703 <b>218.5</b>
10	38 Jota Sport	S. DOLAN / O. TURVEY / L. LUHR	Zytek Z11SN - Nissan	D	<b>3:44.835</b>	8	15	+5.300	+0.297 <b>218.2</b>
11	34 Race Performance	M. FREY / P. NIEDERHAUSER / J. BLEEKEMOLEN	Oreca 03 - Judd	D	<b>3:45.244</b>	4	11	+5.709	+0.409 <b>217.8</b>
12	47 KCMG	A. IMPERATORI / H. TUNG / M. HOWSON	Morgan - Nissan	M	<b>3:45.500</b>	2	16	+5.965	+0.256 <b>217.6</b>
13	31 Lotus	K. WEEDA / J. ROSSITER / C. BOUCHUT	Lotus T128	D	<b>3:47.920</b>	9	12	+8.385	+2.420 <b>215.3</b>
14	45 OAK Racing	J. NICOLET / J. MERLIN / P. MONDOLOT	Morgan - Nissan	D	<b>3:48.196</b>	4	14	+8.661	+0.276 <b>215.0</b>
15	33 Level 5 Motorsports	S. TUCKER / M. FRANCHITTI / R. BRISCOE	HPD ARX 03b - Honda	M	<b>3:48.597</b>	8	14	+9.062	+0.401 <b>214.6</b>
16	28 Gulf Racing Middle East	F. GIROIX / P. HAEZEBROUCK / K. IHARA	Lola B12/80 Coupé - Nissan	D	<b>3:49.096</b>	3	14	+9.561	+0.499 <b>214.2</b>
17	42 Greaves Motorsport	J. MARDENBOROUGH / L. ORDOÑEZ / M. KRUMM	Zytek Z11SN - Nissan	D	<b>3:49.421</b>	8	15	+9.886	+0.325 <b>213.9</b>
18	30 HVM Status GP	J. MOWLEM / T. BURGESS / J. HIRSCHI	Lola B12/80 Coupé - Judd	D	<b>3:49.805</b>	2	13	+10.270	+0.384 <b>213.5</b>
19	39 DKR Engineering	O. PORTA / S. RAFFIN / R. BRANDELA	Lola B11/40 - Judd	D	<b>3:56.908</b>	4	14	+17.370	+7.100 <b>207.1</b>
20	40 Boutsen Ginion Racing	M. DOWNS / T. DAGONEAU / R. YOUNESSI	Oreca 03 - Nissan	D	<b>3:57.139</b>	5	13	+17.604	+0.234 <b>206.9</b>
<b>No time:</b>									
32	Lotus	T. HOLZER / D. KRAHAMER / J. CHAROUZ	Lotus T128	D			1		
41	Greaves Motorsport	T. KIMBER-SMITH / E. LUX / A. ROSSI	Zytek Z11SN - Nissan	D					
<b>LMGTE Pro</b>									
1	99 Aston Martin Racing	R. BELL / F. MAKOWIECKI / B. SENNA	Aston Martin Vantage V8	M	<b>3:55.658</b>	8	15		<b>208.2</b>
2	51 AF Corse	G. BRUNI / G. FISICHELLA / M. MALUCELLI	Ferrari 458 Italia	M	<b>3:55.909</b>	4	15	+0.251	+0.251 <b>208.0</b>
3	97 Aston Martin Racing	P. DUMBRECK / S. MÜCKE / D. TURNER	Aston Martin Vantage V8	M	<b>3:56.004</b>	4	15	+0.346	+0.095 <b>207.9</b>
4	98 Aston Martin Racing	B. AUBERLEN / P. DALLA LANA / P. LAMY	Aston Martin Vantage V8	M	<b>3:56.336</b>	4	14	+0.678	+0.332 <b>207.6</b>
5	92 Porsche AG Team Manthey	M. LIEB / R. LIETZ / R. DUMAS	Porsche 911 RSR	M	<b>3:56.457</b>	2	12	+0.799	+0.121 <b>207.5</b>
6	71 AF Corse	O. BERETTA / K. KOBAYASHI / T. VILANDER	Ferrari 458 Italia	M	<b>3:56.471</b>	6	15	+0.813	+0.014 <b>207.5</b>
7	91 Porsche AG Team Manthey	J. BERGMEISTER / P. PILET / T. BERNHARD	Porsche 911 RSR	M	<b>3:56.573</b>	2	13	+0.915	+0.102 <b>207.4</b>
8	73 Corvette Racing	J. MAGNUSSEN / A. GARCIA / J. TAYLOR	Chevrolet Corvette C6-ZR1	M	<b>3:59.526</b>	7	12	+3.868	+2.953 <b>204.8</b>
9	74 Corvette Racing	O. GAVIN / T. MILNER / R. WESTBROOK	Chevrolet Corvette C6-ZR1	M	<b>3:59.860</b>	4	14	+4.202	+0.334 <b>204.6</b>
10	53 SRT Motorsports	R. DALZIEL / D. FARNBACHER / M. GOOSSENS	Viper GTS-R	M	<b>4:03.127</b>	9	14	+7.469	+3.267 <b>201.8</b>
11	93 SRT Motorsports	J. BOMARITO / T. KENDALL / K. WITTMER	Viper GTS-R	M	<b>4:03.461</b>	5	13	+7.803	+0.334 <b>201.5</b>
<b>No time:</b>									
66	JMW Motorsport	A. BERTOLINI / A. AL FAISAL / K. AL QUBAISI	Ferrari 458 Italia	D					
<b>LMGTE Am</b>									
1	95 Aston Martin Racing	C. NYGAARD / K. POULSEN / A. SIMONSEN	Aston Martin Vantage V8	M	<b>3:58.661</b>	5	14		<b>205.6</b>
2	88 Proton Competition	C. RIED / G. RODA / P. RUBERTI	Porsche 911 GT3 RSR	M	<b>3:59.246</b>	4	13	+0.585	+0.585 <b>205.1</b>
3	67 IMSA Performance Matmut	P. GIBON / P. MILESI / W. HENZLER	Porsche 911 GT3 RSR	M	<b>4:00.503</b>	2	14	+1.842	+1.257 <b>204.0</b>
4	96 Aston Martin Racing	J. CAMPBELL-WALTER / R. GOETHE / S. HALL	Aston Martin Vantage V8	M	<b>4:01.035</b>	3	14	+2.374	+0.532 <b>203.6</b>
5	76 IMSA Performance Matmut	R. NARAC / C. BOURRET / J. VERNAY	Porsche 911 GT3 RSR	M	<b>4:01.713</b>	4	13	+3.052	+0.678 <b>203.0</b>
6	61 AF Corse	J. GERBER / M. GRIFFIN / M. CIOCI	Ferrari 458 Italia	M	<b>4:02.815</b>	7	14	+4.154	+1.102 <b>202.1</b>
7	77 Dempsey Del Piero-Proton	P. DEMPSEY / J. FOSTER / P. LONG	Porsche 911 GT3 RSR	M	<b>4:03.378</b>	4	11	+4.717	+0.563 <b>201.6</b>
8	55 AF Corse	P. PERAZZINI / L. CASE / D. OYOUNG	Ferrari 458 Italia	M	<b>4:03.966</b>	3	14	+5.305	+0.588 <b>201.1</b>
9	70 Larbre Competition	C. MacNEIL / M. RODRIGUES / P. DUMAS	Chevrolet Corvette C6-ZR1	M	<b>4:04.512</b>	3	7	+5.851	+0.546 <b>200.7</b>
10	50 Larbre Competition	P. BORNHAUSER / J. CANAL / R. TAYLOR	Chevrolet Corvette C6-ZR1	M	<b>4:04.873</b>	5	13	+6.212	+0.361 <b>200.4</b>
11	81 8 Star Motorsports	V. POTOLICCHIO / R. AGUAS / J. BRIGHT	Ferrari 458 Italia	M	<b>4:07.625</b>	5	15	+8.964	+2.752 <b>198.1</b>
12	54 AF Corse	Y. MALLEGOL / J. BACHELIER / H. BLANK	Ferrari 458 Italia	M	<b>4:09.064</b>	7	14	+10.403	+1.439 <b>197.0</b>
13	75 Prospeed Racing	E. COLLARD / F. PERRODO / S. CRUBILE	Porsche 911 GT3 RSR	M	<b>4:11.719</b>	4	12	+13.058	+2.655 <b>194.9</b>
<b>No time:</b>									
57	Krohn Racing	T. KROHN / N. JÓNSSON / M. MEDIANI	Ferrari 458 Italia	M					

Published at: .....

Track Temp: **21,67 °C**

Air Temp: **20,39 °C**

Track Status:

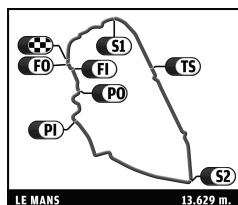
**DRY**

Clerk of the course: Daniel Poissenot	FIA Race Director: Eduardo Freitas	Timekeeper: Christian Crucifix & Al Kamel
---------------------------------------	------------------------------------	---



# 24 HEURES DU MANS 90 ANS

## 22-23 JUN 2013



**FIA WEC**

81<sup>e</sup> Edition des 24 Heures du Mans  
After Qualifying Practice 1

**Night Session**

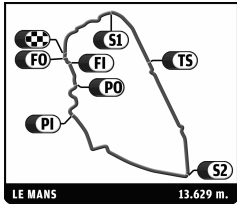
Provisional Classification by Fastest Lap

Nr	Team	Car	Class	Driver	Time	Laps	Gap	Kph	Session	
1	2	Audi Sport Team Joest	Audi R18 e-tron quattro	LMP1	Loïc DUVAL	3:22.349	24		242.5	Qualifying Practice 1
2	3	Audi Sport Team Joest	Audi R18 e-tron quattro	LMP1	Marc GENÉ	3:24.341	25	1.992	240.1	Qualifying Practice 1
3	1	Audi Sport Team Joest	Audi R18 e-tron quattro	LMP1	André LOTTERER	3:25.474	29	3.125	238.8	Qualifying Practice 1
4	7	Toyota Racing	Toyota TS030 - Hybrid	LMP1	Kazuki NAKAJIMA	3:26.676	18	4.327	237.4	Qualifying Practice 1
5	8	Toyota Racing	Toyota TS030 - Hybrid	LMP1	Anthony DAVIDSON	3:29.573	20	7.224	234.1	Free Practice
6	12	Rebellion Racing	Lola B12/60 Coupé - Toyota	LMP1	Nick HEIDFELD	3:30.423	19	8.074	233.2	Qualifying Practice 1
7	13	Rebellion Racing	Lola B12/60 Coupé - Toyota	LMP1	Andrea BELICCHI	3:32.167	11	9.818	231.3	Qualifying Practice 1
8	21	Strakka Racing	HPD ARX 03c - Honda	LMP1	Danny WATTS	3:36.547	13	14.198	226.6	Qualifying Practice 1
9	26	G-Drive Racing	Oreca 03 - Nissan	LMP2	John MARTIN	3:39.535	7	17.186	223.5	Qualifying Practice 1
10	43	Morand Racing	Morgan - Judd	LMP2	Franck MAILLEUX	3:40.741	9	18.392	222.3	Qualifying Practice 1
11	24	OAK Racing	Morgan - Nissan	LMP2	Olivier PLA	3:40.780	5	18.431	222.2	Qualifying Practice 1
12	25	Delta-ADR	Oreca 03 - Nissan	LMP2	Shinji NAKANO	3:40.925	20	18.576	222.1	Qualifying Practice 1
13	35	OAK Racing	Morgan - Nissan	LMP2	Bertrand BAGUETTE	3:42.387	17	20.038	220.6	Qualifying Practice 1
14	49	Pecom Racing	Oreca 03 - Nissan	LMP2	Pierre KAFFER	3:43.420	14	21.071	219.6	Qualifying Practice 1
15	46	Thiriet by TDS Racing	Oreca 03 - Nissan	LMP2	Maxime MARTIN	3:43.494	19	21.145	219.5	Qualifying Practice 1
16	36	Signatech Alpine	Alpine - Nissan	LMP2	Nelson PANCIATICI	3:43.835	6	21.486	219.2	Qualifying Practice 1
17	38	Jota Sport	Zytek Z11SN - Nissan	LMP2	Lucas LUHR	3:44.131	16	21.782	218.9	Free Practice
18	48	Murphy Prototypes	Oreca 03 - Nissan	LMP2	Karun CHANDHOK	3:44.538	11	22.189	218.5	Qualifying Practice 1
19	33	Level 5 Motorsports	HPD ARX 03b - Honda	LMP2	Ryan BRISCOE	3:44.756	13	22.407	218.3	Free Practice
20	34	Race Performance	Oreca 03 - Judd	LMP2	Jeroen BLEEKEMOLEN	3:45.244	10	22.895	217.8	Qualifying Practice 1
21	47	KCMG	Morgan - Nissan	LMP2	Alexandre IMPERATORI	3:45.500	17	23.151	217.6	Qualifying Practice 1
22	31	Lotus	Lotus T128	LMP2	Christophe BOUCHUT	3:47.920	14	25.571	215.3	Qualifying Practice 1
23	45	OAK Racing	Morgan - Nissan	LMP2	Jacques NICOLET	3:48.196	7	25.847	215.0	Qualifying Practice 1
24	28	Gulf Racing Middle East	Lola B12/80 Coupé - Nissan	LMP2	Fabien GIROIX	3:49.096	11	26.747	214.2	Qualifying Practice 1
25	42	Greaves Motorsport	Zytek Z11SN - Nissan	LMP2	Lucas ORDOÑEZ	3:49.160	10	26.811	214.1	Free Practice
26	30	HVM Status GP	Lola B12/80 Coupé - Judd	LMP2	Johnny MOWLEM	3:49.805	15	27.456	213.5	Qualifying Practice 1
27	40	Boutsen Ginion Racing	Oreca 03 - Nissan	LMP2	Thomas DAGONEAU	3:55.078	17	32.729	208.7	Free Practice
28	41	Greaves Motorsport	Zytek Z11SN - Nissan	LMP2	Eric LUX	3:55.542	10	33.193	208.3	Free Practice
29	99	Aston Martin Racing	Aston Martin Vantage V8	LMGTE Pro	Frédéric MAKOWIECKI	3:55.658	5	33.309	208.2	Qualifying Practice 1
30	51	AF Corse	Ferrari 458 Italia	LMGTE Pro	Gianmaria BRUNI	3:55.909	16	33.560	208.0	Qualifying Practice 1
31	97	Aston Martin Racing	Aston Martin Vantage V8	LMGTE Pro	Stefan MÜCKE	3:56.004	8	33.655	207.9	Qualifying Practice 1
32	98	Aston Martin Racing	Aston Martin Vantage V8	LMGTE Pro	Pedro LAMY	3:56.336	14	33.987	207.6	Qualifying Practice 1
33	92	Porsche AG Team Manthey	Porsche 911 RSR	LMGTE Pro	Richard LIETZ	3:56.457	14	34.108	207.5	Qualifying Practice 1
34	71	AF Corse	Ferrari 458 Italia	LMGTE Pro	Toni WILANDER	3:56.471	19	34.122	207.5	Qualifying Practice 1
35	91	Porsche AG Team Manthey	Porsche 911 RSR	LMGTE Pro	Patrick PILET	3:56.573	19	34.224	207.4	Qualifying Practice 1
36	39	DKR Engineering	Lola B11/40 - Judd	LMP2	Olivier PORTA	3:56.905	15	34.556	207.1	Qualifying Practice 1
37	95	Aston Martin Racing	Aston Martin Vantage V8	LMGTE Am	Allan SIMONSEN	3:58.661	15	36.312	205.6	Qualifying Practice 1
38	88	Proton Competition	Porsche 911 GT3 RSR	LMGTE Am	Paolo RUBERTI	3:59.246	15	36.897	205.1	Qualifying Practice 1
39	73	Corvette Racing	Chevrolet Corvette C6-ZR1	LMGTE Pro	Antonio GARCIA	3:59.526	10	37.177	204.8	Qualifying Practice 1
40	74	Corvette Racing	Chevrolet Corvette C6-ZR1	LMGTE Pro	Oliver GAVIN	3:59.860	18	37.511	204.6	Qualifying Practice 1
41	67	IMSA Performance Matmut	Porsche 911 GT3 RSR	LMGTE Am	Wolf HENZLER	4:00.503	16	38.154	204.0	Qualifying Practice 1
42	96	Aston Martin Racing	Aston Martin Vantage V8	LMGTE Am	Jamie CAMPBELL-WALTER	4:01.035	15	38.686	203.6	Qualifying Practice 1
43	61	AF Corse	Ferrari 458 Italia	LMGTE Am	Marco CIOCI	4:01.338	22	38.989	203.3	Free Practice
44	76	IMSA Performance Matmut	Porsche 911 GT3 RSR	LMGTE Am	Jean-Karl VERNAY	4:01.713	17	39.364	203.0	Qualifying Practice 1
45	53	SRT Motorsports	Viper GTS-R	LMGTE Pro	Marc GOOSSENS	4:02.383	13	40.034	202.4	Free Practice
46	81	8 Star Motorsports	Ferrari 458 Italia	LMGTE Am	Rui AGUAS	4:02.625	11	40.276	202.2	Free Practice
47	77	Dempsey Del Piero-Proton	Porsche 911 GT3 RSR	LMGTE Am	Patrick LONG	4:03.378	17	41.029	201.6	Qualifying Practice 1
48	93	SRT Motorsports	Viper GTS-R	LMGTE Pro	Jonathan BOMARITO	4:03.461	8	41.112	201.5	Qualifying Practice 1
49	55	AF Corse	Ferrari 458 Italia	LMGTE Am	Darryl OYOUNG	4:03.805	19	41.456	201.2	Free Practice
50	70	Larbre Competition	Chevrolet Corvette C6-ZR1	LMGTE Am	Philippe DUMAS	4:04.512	15	42.163	200.7	Qualifying Practice 1
51	50	Larbre Competition	Chevrolet Corvette C6-ZR1	LMGTE Am	Julien CANAL	4:04.873	20	42.524	200.4	Qualifying Practice 1
52	75	Prospeed Racing	Porsche 911 GT3 RSR	LMGTE Am	Emmanuel COLLARD	4:06.828	11	44.479	198.8	Free Practice
53	57	Krohn Racing	Ferrari 458 Italia	LMGTE Am	Niclas JÖNSSON	4:07.554	6	45.205	198.2	Free Practice
54	54	AF Corse	Ferrari 458 Italia	LMGTE Am	Yannick MALLEGOL	4:09.064	14	46.715	197.0	Qualifying Practice 1
55	66	JMW Motorsport	Ferrari 458 Italia	LMGTE Pro	Khaled AL QUBAIS	4:16.860	10	54.511	191.0	Free Practice
56	32	Lotus	Lotus T128	LMP2	Dominik KRAIHAMER		0			



# 24 HEURES DU MANS 90 ANS

22-23 JUN 2013



## FIA WEC

81<sup>e</sup> Edition des 24 Heures du Mans

After Qualifying Practice 1

Provisional Classification by Fastest Lap

Night Session

Nr	Team	Car	Class	Driver	Time	Laps	Gap	Kph	Session
----	------	-----	-------	--------	------	------	-----	-----	---------

Published at: .....

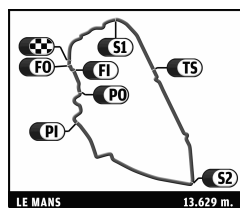
<b>Race Director:</b>	<b>Timekeeper:</b>
-----------------------	--------------------





# 24 HEURES DU MANS 90<sup>ANS</sup>

## 22-23 JUN 2013



FIA WEC

81<sup>e</sup> Edition des 24 Heures du Mans

Qualifying Practice 1

Night Session

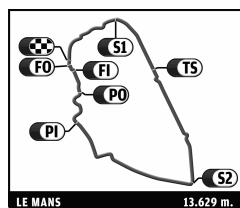
Provisional Classification by Driver Fastest Lap

Nr	Team	Car	Class	Driver	Time	Lap	Total	Gap	Kph
1	2 Audi Sport Team Joest	Audi R18 e-tron quattro	LMP1	Loïc DUVAL	3:22.349	3	5		242.5
2	3 Audi Sport Team Joest	Audi R18 e-tron quattro	LMP1	Marc GENÉ	3:24.341	3	10	1.992	1.992 240.1
3	1 Audi Sport Team Joest	Audi R18 e-tron quattro	LMP1	André LOTTERER	3:25.474	6	11	3.125	1.133 238.8
4	7 Toyota Racing	Toyota TS030 - Hybrid	LMP1	Kazuki NAKAJIMA	3:26.676	3	6	4.327	1.202 237.4
5	1 Audi Sport Team Joest	Audi R18 e-tron quattro	LMP1	Benoît TRÉLUIER	3:28.779	4	5	6.430	2.103 235.0
6	7 Toyota Racing	Toyota TS030 - Hybrid	LMP1	Nicolas LAPIERRE	3:30.176	7	11	7.827	1.397 233.4
7	12 Rebellion Racing	Lola B12/60 Coupé - Toyota	LMP1	Nick HEIDFELD	3:30.423	2	5	8.074	0.247 233.2
8	3 Audi Sport Team Joest	Audi R18 e-tron quattro	LMP1	Lucas DI GRASSI	3:30.592	3	7	8.243	0.169 233.0
9	8 Toyota Racing	Toyota TS030 - Hybrid	LMP1	Stéphane SARRAZIN	3:30.841	4	5	8.492	0.249 232.7
10	2 Audi Sport Team Joest	Audi R18 e-tron quattro	LMP1	Tom KRISTENSEN	3:31.287	4	7	8.938	0.446 232.2
11	2 Audi Sport Team Joest	Audi R18 e-tron quattro	LMP1	Allan MENISH	3:31.906	3	5	9.557	0.619 231.5
12	13 Rebellion Racing	Lola B12/60 Coupé - Toyota	LMP1	Andrea BELICCHI	3:32.167	2	9	9.818	0.261 231.3
13	8 Toyota Racing	Toyota TS030 - Hybrid	LMP1	Anthony DAVIDSON	3:32.207	4	5	9.858	0.040 231.2
14	12 Rebellion Racing	Lola B12/60 Coupé - Toyota	LMP1	Nicolas PROST	3:35.468	5	7	13.119	3.261 227.7
15	21 Strakka Racing	HPD ARX 03c - Honda	LMP1	Danny WATTS	3:36.547	3	5	14.198	1.079 226.6
16	12 Rebellion Racing	Lola B12/60 Coupé - Toyota	LMP1	Neel JANI	3:37.446	3	4	15.097	0.899 225.6
17	13 Rebellion Racing	Lola B12/60 Coupé - Toyota	LMP1	Cong Fu CHENG	3:39.377	3	6	17.028	1.931 223.7
18	26 G-Drive Racing	Oreca 03 - Nissan	LMP2	John MARTIN	3:39.535	3	5	17.186	0.158 223.5
19	43 Morand Racing	Morgan - Judd	LMP2	Francis MAILLEUX	3:40.741	6	7	18.392	1.206 222.3
20	24 OAK Racing	Morgan - Nissan	LMP2	Olivier PLA	3:40.780	2	5	18.431	0.039 222.2
21	25 Delta-ADR	Oreca 03 - Nissan	LMP2	Shinji NAKANO	3:40.925	4	5	18.576	0.145 222.1
22	35 OAK Racing	Morgan - Nissan	LMP2	Bertrand BAGUETTE	3:42.387	2	5	20.038	1.462 220.6
23	49 Pecom Racing	Oreca 03 - Nissan	LMP2	Pierre KAFFER	3:43.420	5	7	21.071	1.033 219.6
24	46 Thiriet by TDS Racing	Oreca 03 - Nissan	LMP2	Maxime MARTIN	3:43.494	6	7	21.145	0.074 219.5
25	26 G-Drive Racing	Oreca 03 - Nissan	LMP2	Roman RUSINOV	3:43.513	2	3	21.164	0.019 219.5
26	36 Signatech Alpine	Alpine - Nissan	LMP2	Nelson PANCIATICI	3:43.835	5	6	21.486	0.322 219.2
27	48 Murphy Prototypes	Oreca 03 - Nissan	LMP2	Karun CHANDHOK	3:44.538	8	9	22.189	0.703 218.5
28	26 G-Drive Racing	Oreca 03 - Nissan	LMP2	Mike CONWAY	3:44.737	2	5	22.388	0.199 218.3
29	38 Jota Sport	Zytek Z11SN - Nissan	LMP2	Lucas LUHR	3:44.835	3	4	22.486	0.098 218.2
30	34 Race Performance	Oreca 03 - Judd	LMP2	Jeroen BLEEKEMOLEN	3:45.244	4	5	22.895	0.409 217.8
31	47 KCMG	Morgan - Nissan	LMP2	Alexandre IMPERATORI	3:45.500	2	5	23.151	0.256 217.6
32	24 OAK Racing	Morgan - Nissan	LMP2	Alex BRUNDLE	3:47.232	4	5	24.883	1.732 215.9
33	38 Jota Sport	Zytek Z11SN - Nissan	LMP2	Oliver TURVEY	3:47.475	3	6	25.126	0.243 215.7
34	31 Lotus	Lotus T128	LMP2	Christophe BOUCHUT	3:47.920	4	5	25.571	0.445 215.3
35	45 OAK Racing	Morgan - Nissan	LMP2	Jacques NICOLET	3:48.196	4	5	25.847	0.276 215.0
36	35 OAK Racing	Morgan - Nissan	LMP2	Ricardo GONZALEZ	3:48.240	3	4	25.891	0.044 215.0
37	35 OAK Racing	Morgan - Nissan	LMP2	Martin PLOWMAN	3:48.444	3	5	26.095	0.204 214.8
38	36 Signatech Alpine	Alpine - Nissan	LMP2	Tristan GOMMENDY	3:48.571	8	10	26.222	0.127 214.7
39	33 Level 5 Motorsports	HPD ARX 03b - Honda	LMP2	Ryan BRISCOE	3:48.597	2	6	26.248	0.026 214.6
40	46 Thiriet by TDS Racing	Oreca 03 - Nissan	LMP2	Pierre THIRIET	3:48.641	3	5	26.292	0.044 214.6
41	28 Gulf Racing Middle East	Lola B12/80 Coupé - Nissan	LMP2	Fabien GIROIX	3:49.096	3	4	26.747	0.455 214.2
42	34 Race Performance	Oreca 03 - Judd	LMP2	Michel FREY	3:49.188	5	6	26.839	0.092 214.1
43	42 Greaves Motorsport	Zytek Z11SN - Nissan	LMP2	Lucas ORDOÑEZ	3:49.421	3	5	27.072	0.233 213.9
44	30 HVM Status GP	Lola B12/80 Coupé - Judd	LMP2	Johnny MOWLEM	3:49.805	2	6	27.456	0.384 213.5
45	47 KCMG	Morgan - Nissan	LMP2	Matthew HOWSON	3:49.940	3	9	27.591	0.135 213.4
46	38 Jota Sport	Zytek Z11SN - Nissan	LMP2	Simon DOLAN	3:50.038	4	5	27.689	0.098 213.3
47	42 Greaves Motorsport	Zytek Z11SN - Nissan	LMP2	Michael KRUMM	3:50.336	3	5	27.987	0.298 213.0
48	25 Delta-ADR	Oreca 03 - Nissan	LMP2	Archie HAMILTON	3:51.174	4	8	28.825	0.838 212.2
49	42 Greaves Motorsport	Zytek Z11SN - Nissan	LMP2	Jann MARDENBOROUGH	3:51.331	4	5	28.982	0.157 212.1
50	33 Level 5 Motorsports	HPD ARX 03b - Honda	LMP2	Scott TUCKER	3:52.547	5	6	30.198	1.216 211.0
51	43 Morand Racing	Morgan - Judd	LMP2	Natasha GACHNANG	3:53.364	2	7	31.015	0.817 210.2
52	48 Murphy Prototypes	Oreca 03 - Nissan	LMP2	Mark PATTERSON	3:55.344	3	5	32.995	1.980 208.5
53	99 Aston Martin Racing	Aston Martin Vantage V8	LMGTE Pro	Frédéric MAKOWIECKI	3:55.658	3	5	33.309	0.314 208.2
54	51 AF Corse	Ferrari 458 Italia	LMGTE Pro	Gianmaria BRUNI	3:55.909	4	5	33.560	0.251 208.0
55	97 Aston Martin Racing	Aston Martin Vantage V8	LMGTE Pro	Stefan MÜCKE	3:56.004	4	5	33.655	0.095 207.9
56	98 Aston Martin Racing	Aston Martin Vantage V8	LMGTE Pro	Pedro LAMY	3:56.336	4	8	33.987	0.332 207.6
57	92 Porsche AG Team Manthey	Porsche 911 RSR	LMGTE Pro	Richard LIETZ	3:56.457	2	7	34.108	0.121 207.5
58	71 AF Corse	Ferrari 458 Italia	LMGTE Pro	Toni VILANDER	3:56.471	6	8	34.122	0.014 207.5
59	91 Porsche AG Team Manthey	Porsche 911 RSR	LMGTE Pro	Patrick PILET	3:56.573	2	8	34.224	0.102 207.4
60	99 Aston Martin Racing	Aston Martin Vantage V8	LMGTE Pro	Rob BELL	3:56.751	4	5	34.402	0.178 207.2
61	39 DKR Engineering	Lola B11/40 - Judd	LMP2	Olivier PORTA	3:56.905	4	6	34.556	0.154 207.1
62	40 Boutsen Ginion Racing	Oreca 03 - Nissan	LMP2	Thomas DAGONEAU	3:57.139	5	6	34.790	0.234 206.9
63	24 OAK Racing	Morgan - Nissan	LMP2	David HEREMBERHANSSON	3:57.418	3	4	35.069	0.279 206.7
64	21 Strakka Racing	HPD ARX 03c - Honda	LMP1	Nick LEVENTIS	3:57.906	2	5	35.557	0.488 206.2
65	92 Porsche AG Team Manthey	Porsche 911 RSR	LMGTE Pro	Marc LIEB	3:58.424	3	5	36.075	0.518 205.8
66	95 Aston Martin Racing	Aston Martin Vantage V8	LMGTE Am	Allan SIMONSEN	3:58.661	5	6	36.312	0.237 205.6
67	51 AF Corse	Ferrari 458 Italia	LMGTE Pro	Giancarlo FISICHELLA	3:58.961	4	10	36.612	0.300 205.3
68	99 Aston Martin Racing	Aston Martin Vantage V8	LMGTE Pro	Bruno SENNA	3:58.995	3	5	36.646	0.034 205.3



# 24 HEURES DU MANS 90 ANS

## 22-23 JUN 2013



FIA WEC

81<sup>e</sup> Edition des 24 Heures du Mans  
Qualifying Practice 1

Night Session

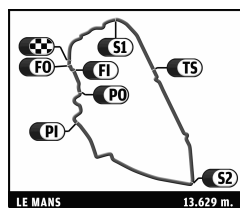
Provisional Classification by Driver Fastest Lap

Nr	Team	Car	Class	Driver	Time	Lap	Total	Gap	Kph		
69	88	Proton Competition	Porsche 911 GT3 RSR	LMGTE Am	Paolo RUBERTI	3:59.246	4	10	36.897	0.251	205.1
70	30	HVM Status GP	Lola B12/80 Coupé - Judd	LMP2	Tony BURGESS	3:59.250	3	6	36.901	0.004	205.1
71	97	Aston Martin Racing	Aston Martin Vantage V8	LMGTE Pro	Darren TURNER	3:59.503	2	5	37.154	0.253	204.9
72	73	Corvette Racing	Chevrolet Corvette C6-ZR1	LMGTE Pro	Antonio GARCIA	3:59.526	7	8	37.177	0.023	204.8
73	74	Corvette Racing	Chevrolet Corvette C6-ZR1	LMGTE Pro	Oliver GAVIN	3:59.860	4	6	37.511	0.334	204.6
74	91	Porsche AG Team Manthey	Porsche 911 RSR	LMGTE Pro	Jörg BERGMEISTER	3:59.866	4	5	37.517	0.006	204.5
75	71	AF Corse	Ferrari 458 Italia	LMGTE Pro	Olivier BERETTA	4:00.485	5	7	38.136	0.619	204.0
76	67	IMSA Performance Matmut	Porsche 911 GT3 RSR	LMGTE Am	Wolf HENZLER	4:00.503	2	4	38.154	0.018	204.0
77	96	Aston Martin Racing	Aston Martin Vantage V8	LMGTE Am	Jamie CAMPBELL-WALTER	4:01.035	3	5	38.686	0.532	203.6
78	76	IMSA Performance Matmut	Porsche 911 GT3 RSR	LMGTE Am	Jean-Karl VERNAY	4:01.713	4	7	39.364	0.678	203.0
79	97	Aston Martin Racing	Aston Martin Vantage V8	LMGTE Pro	Peter DUMBRECK	4:01.962	3	5	39.613	0.249	202.8
80	39	DKR Engineering	Lola B11/40 - Judd	LMP2	Romain BRANDELA	4:02.498	3	5	40.149	0.536	202.3
81	61	AF Corse	Ferrari 458 Italia	LMGTE Am	Marco CIOCI	4:02.815	2	7	40.466	0.317	202.1
82	31	Lotus	Lotus T128	LMP2	Kevin WEEDA	4:02.872	3	5	40.523	0.057	202.0
83	74	Corvette Racing	Chevrolet Corvette C6-ZR1	LMGTE Pro	Richard WESTBROOK	4:03.000	7	8	40.651	0.128	201.9
84	53	SRT Motorsports	Viper GTS-R	LMGTE Pro	Dominik FARNBACHER	4:03.127	4	5	40.778	0.127	201.8
85	77	Dempsey Del Piero-Proton	Porsche 911 GT3 RSR	LMGTE Am	Patrick LONG	4:03.378	4	5	41.029	0.251	201.6
86	53	SRT Motorsports	Viper GTS-R	LMGTE Pro	Marc GOOSSENS	4:03.400	3	4	41.051	0.022	201.6
87	45	OAK Racing	Morgan - Nissan	LMP2	Jean-Marc MERLIN	4:03.445	3	5	41.096	0.045	201.5
88	93	SRT Motorsports	Viper GTS-R	LMGTE Pro	Jonathan BOMARITO	4:03.461	5	6	41.112	0.016	201.5
89	55	AF Corse	Ferrari 458 Italia	LMGTE Am	Darryl O'YOUNG	4:03.966	3	5	41.617	0.505	201.1
90	93	SRT Motorsports	Viper GTS-R	LMGTE Pro	Kuno WITTMER	4:04.242	2	7	41.893	0.276	200.9
91	70	Larbre Competition	Chevrolet Corvette C6-ZR1	LMGTE Am	Philippe DUMAS	4:04.512	3	5	42.163	0.270	200.7
92	28	Gulf Racing Middle East	Lola B12/80 Coupé - Nissan	LMP2	Philippe HAEZBROUCK	4:04.532	4	5	42.183	0.020	200.6
93	50	Larbre Competition	Chevrolet Corvette C6-ZR1	LMGTE Am	Julian CANAL	4:04.873	5	7	42.524	0.341	200.4
94	53	SRT Motorsports	Viper GTS-R	LMGTE Pro	Ryan DALZIEL	4:05.526	4	5	43.177	0.653	199.8
95	45	OAK Racing	Morgan - Nissan	LMP2	Philippe MONDOLOT	4:05.571	2	4	43.222	0.045	199.8
96	28	Gulf Racing Middle East	Lola B12/80 Coupé - Nissan	LMP2	Keiko IHARA	4:06.126	3	5	43.777	0.555	199.3
97	96	Aston Martin Racing	Aston Martin Vantage V8	LMGTE Am	Stuart HALL	4:06.395	3	4	44.046	0.269	199.1
98	40	Boutsen Ginion Racing	Oreca 03 - Nissan	LMP2	Matt DOWNS	4:06.608	3	5	44.259	0.213	199.0
99	73	Corvette Racing	Chevrolet Corvette C6-ZR1	LMGTE Pro	Jan MAGNUSSEN	4:07.063	3	4	44.714	0.455	198.6
100	95	Aston Martin Racing	Aston Martin Vantage V8	LMGTE Am	Christoffer NYGAARD	4:07.148	2	3	44.799	0.085	198.5
101	98	Aston Martin Racing	Aston Martin Vantage V8	LMGTE Pro	Pau DALLA LANA	4:07.259	3	6	44.910	0.111	198.4
102	81	8 Star Motorsports	Ferrari 458 Italia	LMGTE Am	Vicente POTOUCCHIO	4:07.625	5	7	45.276	0.366	198.1
103	81	8 Star Motorsports	Ferrari 458 Italia	LMGTE Am	Jason BRIGHT	4:08.029	7	8	45.680	0.404	197.8
104	76	IMSA Performance Matmut	Porsche 911 GT3 RSR	LMGTE Am	Raymond NARAC	4:08.456	2	3	46.107	0.427	197.5
105	88	Proton Competition	Porsche 911 GT3 RSR	LMGTE Am	Gianluca RODA	4:08.515	2	3	46.166	0.059	197.4
106	54	AF Corse	Ferrari 458 Italia	LMGTE Am	Yannick MALLEGOL	4:09.064	6	7	46.715	0.549	197.0
107	95	Aston Martin Racing	Aston Martin Vantage V8	LMGTE Am	Kristian POULSEN	4:10.362	2	5	48.013	1.298	196.0
108	75	Prospeed Racing	Porsche 911 GT3 RSR	LMGTE Am	Sébastien CRUBILE	4:11.719	4	5	49.370	1.357	194.9
109	55	AF Corse	Ferrari 458 Italia	LMGTE Am	Piergiuseppe PERAZZINI	4:11.819	3	5	49.470	0.100	194.8
110	50	Larbre Competition	Chevrolet Corvette C6-ZR1	LMGTE Am	Patrick BORNHAUSER	4:12.447	5	6	50.098	0.628	194.4
111	55	AF Corse	Ferrari 458 Italia	LMGTE Am	Lorenzo CASE	4:12.808	3	4	50.459	0.361	194.1
112	77	Dempsey Del Piero-Proton	Porsche 911 GT3 RSR	LMGTE Am	Patrick DEMPSEY	4:14.144	4	5	51.795	1.336	193.1
113	61	AF Corse	Ferrari 458 Italia	LMGTE Am	Jack GERBER	4:17.564	3	5	55.215	3.420	190.5
114	67	IMSA Performance Matmut	Porsche 911 GT3 RSR	LMGTE Am	Pascal GIBON	4:18.066	4	6	55.717	0.502	190.1
115	75	Prospeed Racing	Porsche 911 GT3 RSR	LMGTE Am	François PERRODO	4:19.696	4	5	57.347	1.630	188.9
116	67	IMSA Performance Matmut	Porsche 911 GT3 RSR	LMGTE Am	Patrice MILESI	4:21.116	2	4	58.767	1.420	187.9
117	76	IMSA Performance Matmut	Porsche 911 GT3 RSR	LMGTE Am	Christophe BOURRET	4:21.197	2	3	58.848	0.081	187.8
118	54	AF Corse	Ferrari 458 Italia	LMGTE Am	Howard BLANK	4:26.515	5	6	1'04.166	5.318	184.1
119	96	Aston Martin Racing	Aston Martin Vantage V8	LMGTE Am	Roald GOETHE	4:33.466	4	5	1'11.117	6.951	179.4
39	DKR Engineering	Lola B11/40 - Judd	LMP2	Stéphane RAFFIN			3				
40	Boutsen Ginion Racing	Oreca 03 - Nissan	LMP2	Rodin YOUNESSI			2				
41	Greaves Motorsport	Zytek Z11SN - Nissan	LMP2	Tom KIMBER-SMITH							
33	Level 5 Motorsports	HPD ARX 03b - Honda	LMP2	Marino FRANCHITTI			2				
34	Race Performance	Oreca 03 - Judd	LMP2	Patric NIEDERHAUSER							
36	Signatech Alpine	Alpine - Nissan	LMP2	Pierre RAGUES							
46	Thiriet by TDS Racing	Oreca 03 - Nissan	LMP2	Ludovic BADEY							
47	KCMG	Morgan - Nissan	LMP2	Ho-Pin TUNG			2				
48	Murphy Prototypes	Oreca 03 - Nissan	LMP2	Brendon HARTLEY							
41	Greaves Motorsport	Zytek Z11SN - Nissan	LMP2	Eric LUX							
41	Greaves Motorsport	Zytek Z11SN - Nissan	LMP2	Alexander ROSSI							
43	Morand Racing	Morgan - Judd	LMP2	Olivier LOMBARD							
8	Toyota Racing	Toyota TS030 - Hybrid	LMP1	Sébastien BUEMI							
13	Rebellion Racing	Lola B12/60 Coupé - Toyota	LMP1	Mathias BECHE							
21	Strakka Racing	HPD ARX 03c - Honda	LMP1	Jonny KANE			2				
1	Audi Sport Team Joest	Audi R18 e-tron quattro	LMP1	Marcel FÄSSLER							
3	Audi Sport Team Joest	Audi R18 e-tron quattro	LMP1	Oliver JÄRVIS							



# 24 HEURES DU MANS 90<sup>ANS</sup>

## 22-23 JUN 2013



**FIA WEC**

81<sup>e</sup> Edition des 24 Heures du Mans

Qualifying Practice 1

Provisional Classification by Driver Fastest Lap

**Night Session**

Nr	Team	Car	Class	Driver	Time	Lap	Total	Gap	Kph
7	Toyota Racing	Toyota TS030 - Hybrid	LMP1	Alexander WURZ					
32	Lotus	Lotus T128	LMP2	Thomas HOLZER			1		
32	Lotus	Lotus T128	LMP2	Dominik KRAIHAMER					
32	Lotus	Lotus T128	LMP2	Jan CHAROUZ					
25	Delta-ADR	Oreca 03 - Nissan	LMP2	Tor GRAVES			2		
30	HVM Status GP	Lola B12/80 Coupé - Judd	LMP2	Jonathan HIRSCHI			1		
31	Lotus	Lotus T128	LMP2	James ROSSITER			2		
49	Pecom Racing	Oreca 03 - Nissan	LMP2	Luis PEREZ COMPANC					
57	Krohn Racing	Ferrari 458 Italia	LMGTE Am	Niclas JÖNSSON					
57	Krohn Racing	Ferrari 458 Italia	LMGTE Am	Maurizio MEDIANI					
61	AF Corse	Ferrari 458 Italia	LMGTE Am	Matt GRIFFIN			2		
50	Larbre Competition	Chevrolet Corvette C6-ZR1	LMGTE Am	Ricky TAYLOR					
54	AF Corse	Ferrari 458 Italia	LMGTE Am	Jean-Marc BACHELIER			1		
57	Krohn Racing	Ferrari 458 Italia	LMGTE Am	Tracy KROHN					
77	Dempsey Del Piero-Proton	Porsche 911 GT3 RSR	LMGTE Am	Joe FOSTER			1		
81	8 Star Motorsports	Ferrari 458 Italia	LMGTE Am	Rui AGUAS					
88	Proton Competition	Porsche 911 GT3 RSR	LMGTE Am	Christian RIED					
70	Larbre Competition	Chevrolet Corvette C6-ZR1	LMGTE Am	Cooper MacNEIL			2		
70	Larbre Competition	Chevrolet Corvette C6-ZR1	LMGTE Am	Manuel RODRIGUES					
75	Prospeed Racing	Porsche 911 GT3 RSR	LMGTE Am	Emmanuel COLLARD			2		
66	JMW Motorsport	Ferrari 458 Italia	LMGTE Pro	Abdulaziz Turki AL FAISAL					
66	JMW Motorsport	Ferrari 458 Italia	LMGTE Pro	Khaled AL QUBAISI					
71	AF Corse	Ferrari 458 Italia	LMGTE Pro	Kamui KOBAYASHI					
49	Pecom Racing	Oreca 03 - Nissan	LMP2	Nicolas MINASSIAN			4		
51	AF Corse	Ferrari 458 Italia	LMGTE Pro	Matteo MALUCELLI					
66	JMW Motorsport	Ferrari 458 Italia	LMGTE Pro	Andrea BERTOLINI					
92	Porsche AG Team Manthey	Porsche 911 RSR	LMGTE Pro	Romain DUMAS					
93	SRT Motorsports	Viper GTS-R	LMGTE Pro	Tommy KENDALL					
98	Aston Martin Racing	Aston Martin Vantage V8	LMGTE Pro	Bill AUBERLEN					
73	Corvette Racing	Chevrolet Corvette C6-ZR1	LMGTE Pro	Jordan TAYLOR					
74	Corvette Racing	Chevrolet Corvette C6-ZR1	LMGTE Pro	Tommy MILNER					
91	Porsche AG Team Manthey	Porsche 911 RSR	LMGTE Pro	Timo BERNHARD					

Published at: .....

Track Temp: **21,67 °C**

Air Temp: **20,39 °C**

Track Status:

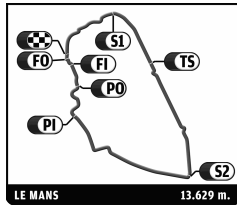
**DRY**

Clerk of the course: <b>Daniel Poissenot</b>	FIA Race Director: <b>Eduardo Freitas</b>	Timekeeper: <b>Christian Crucifix &amp; Al Kamel</b>
--	---	--



# 24 HEURES DU MANS 90 ANS

## 22-23 JUN 2013



FIA WEC

81<sup>e</sup> Edition des 24 Heures du Mans  
After Qualifying Practice 1

Night Session

Provisional Classification by Driver Fastest Lap

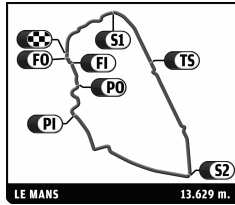
Nr	Team	Car	Class	Driver	Time	Laps	Gap	Kph	Session	
1	2	Audi Sport Team Joest	Audi R18 e-tron quattro	LMP1	Loïc DUVAL	3:22.349	24	242.5	Qualifying Practice 1	
2	3	Audi Sport Team Joest	Audi R18 e-tron quattro	LMP1	Marc GENÉ	3:24.341	25	1.992	240.1	Qualifying Practice 1
3	1	Audi Sport Team Joest	Audi R18 e-tron quattro	LMP1	André LOTTERER	3:25.474	29	3.125	238.8	Qualifying Practice 1
4	1	Audi Sport Team Joest	Audi R18 e-tron quattro	LMP1	Benoît TRÉLUIYER	3:26.060	21	3.711	238.1	Free Practice
5	7	Toyota Racing	Toyota TS030 - Hybrid	LMP1	Kazuki NAKAJIMA	3:26.676	18	4.327	237.4	Qualifying Practice 1
6	2	Audi Sport Team Joest	Audi R18 e-tron quattro	LMP1	Allan McNISH	3:28.538	18	6.189	235.3	Free Practice
7	3	Audi Sport Team Joest	Audi R18 e-tron quattro	LMP1	Oliver JARVIS	3:29.193	12	6.844	234.5	Free Practice
8	8	Toyota Racing	Toyota TS030 - Hybrid	LMP1	Anthony DAVIDSON	3:29.573	20	7.224	234.1	Free Practice
9	7	Toyota Racing	Toyota TS030 - Hybrid	LMP1	Nicolas LAPIERRE	3:30.176	26	7.827	233.4	Qualifying Practice 1
10	12	Rebellion Racing	Lola B12/60 Coupé - Toyota	LMP1	Nick HEIDFELD	3:30.423	19	8.074	233.2	Qualifying Practice 1
11	3	Audi Sport Team Joest	Audi R18 e-tron quattro	LMP1	Lucas DI GRASSI	3:30.592	11	8.243	233.0	Qualifying Practice 1
12	8	Toyota Racing	Toyota TS030 - Hybrid	LMP1	Stéphane SARRAZIN	3:30.841	8	8.492	232.7	Qualifying Practice 1
13	2	Audi Sport Team Joest	Audi R18 e-tron quattro	LMP1	Tom KRISTENSEN	3:31.287	7	8.938	232.2	Qualifying Practice 1
14	13	Rebellion Racing	Lola B12/60 Coupé - Toyota	LMP1	Andrea BELICCHI	3:32.167	11	9.818	231.3	Qualifying Practice 1
15	7	Toyota Racing	Toyota TS030 - Hybrid	LMP1	Alexander WURZ	3:32.228	13	9.879	231.2	Free Practice
16	8	Toyota Racing	Toyota TS030 - Hybrid	LMP1	Sébastien BUEMI	3:33.107	21	10.758	230.2	Free Practice
17	12	Rebellion Racing	Lola B12/60 Coupé - Toyota	LMP1	Nicolas Prost	3:33.277	15	10.928	230.1	Free Practice
18	13	Rebellion Racing	Lola B12/60 Coupé - Toyota	LMP1	Mathias BECHE	3:33.706	13	11.357	229.6	Free Practice
19	12	Rebellion Racing	Lola B12/60 Coupé - Toyota	LMP1	Neel JANI	3:34.376	12	12.027	228.9	Free Practice
20	21	Strakka Racing	HPD ARX 03c - Honda	LMP1	Danny WATTS	3:36.547	13	14.198	226.6	Qualifying Practice 1
21	13	Rebellion Racing	Lola B12/60 Coupé - Toyota	LMP1	Cong Fu CHENG	3:39.377	15	17.028	223.7	Qualifying Practice 1
22	6	G-Drive Racing	Oreca 03 - Nissan	LMP2	John MARTIN	3:39.535	7	17.186	223.5	Qualifying Practice 1
23	43	Morand Racing	Morgan - Judd	LMP2	Franck MAILLEUX	3:40.741	9	18.392	222.3	Qualifying Practice 1
24	24	OAK Racing	Morgan - Nissan	LMP2	Olivier PLA	3:40.780	5	18.431	222.2	Qualifying Practice 1
25	25	Delta-ADR	Oreca 03 - Nissan	LMP2	Shinji NAKANO	3:40.925	20	18.576	222.1	Qualifying Practice 1
26	35	OAK Racing	Morgan - Nissan	LMP2	Bertrand BAGUETTE	3:42.387	17	20.038	220.6	Qualifying Practice 1
27	49	Pecom Racing	Oreca 03 - Nissan	LMP2	Pierre KAFFER	3:43.420	14	21.071	219.6	Qualifying Practice 1
28	46	Thiriet by TDS Racing	Oreca 03 - Nissan	LMP2	Maxime MARTIN	3:43.494	19	21.145	219.5	Qualifying Practice 1
29	26	G-Drive Racing	Oreca 03 - Nissan	LMP2	Roman RUSINOV	3:43.513	17	21.164	219.5	Qualifying Practice 1
30	36	Signatech Alpine	Alpine - Nissan	LMP2	Nelson PANCIATICI	3:43.835	6	21.486	219.2	Qualifying Practice 1
31	38	Jota Sport	Zytek Z11SN - Nissan	LMP2	Lucas LUHR	3:44.131	16	21.782	218.9	Free Practice
32	38	Jota Sport	Zytek Z11SN - Nissan	LMP2	Oliver TURVEY	3:44.220	13	21.871	218.8	Free Practice
33	48	Murphy Prototypes	Oreca 03 - Nissan	LMP2	Karun CHANDHOK	3:44.538	11	22.189	218.5	Qualifying Practice 1
34	26	G-Drive Racing	Oreca 03 - Nissan	LMP2	Mike CONWAY	3:44.737	23	22.388	218.3	Qualifying Practice 1
35	33	Level 5 Motorsports	HPD ARX 03b - Honda	LMP2	Ryan BRISCOE	3:44.756	13	22.407	218.3	Free Practice
36	33	Level 5 Motorsports	HPD ARX 03b - Honda	LMP2	Marino FRANCHITTI	3:44.904	12	22.555	218.2	Free Practice
37	24	OAK Racing	Morgan - Nissan	LMP2	Alex BRUNDLE	3:45.215	13	22.866	217.9	Free Practice
38	34	Race Performance	Oreca 03 - Judd	LMP2	Jeroen BLEEKEMOLEN	3:45.244	10	22.895	217.8	Qualifying Practice 1
39	47	KCMG	Morgan - Nissan	LMP2	Alexandre IMPERATORI	3:45.500	17	23.151	217.6	Qualifying Practice 1
40	49	Pecom Racing	Oreca 03 - Nissan	LMP2	Luis PEREZ COMPANC	3:45.512	16	23.163	217.6	Free Practice
41	21	Strakka Racing	HPD ARX 03c - Honda	LMP1	Jonny KANE	3:45.910	10	23.561	217.2	Free Practice
42	49	Pecom Racing	Oreca 03 - Nissan	LMP2	Nicolas MINASSIAN	3:46.825	11	24.476	216.3	Free Practice
43	31	Lotus	Lotus T128	LMP2	Christophe BOUCHUT	3:47.920	14	25.571	215.3	Qualifying Practice 1
44	46	Thiriet by TDS Racing	Oreca 03 - Nissan	LMP2	Ludovic BADEY	3:48.133	14	25.784	215.1	Free Practice
45	45	OAK Racing	Morgan - Nissan	LMP2	Jacques NICOLET	3:48.196	7	25.847	215.0	Qualifying Practice 1
46	35	OAK Racing	Morgan - Nissan	LMP2	Ricardo GONZALEZ	3:48.240	15	25.891	215.0	Qualifying Practice 1
47	35	OAK Racing	Morgan - Nissan	LMP2	Martin PLOWMAN	3:48.444	5	26.095	214.8	Qualifying Practice 1
48	36	Signatech Alpine	Alpine - Nissan	LMP2	Pierre RAGUES	3:48.570	5	26.221	214.7	Free Practice
49	36	Signatech Alpine	Alpine - Nissan	LMP2	Tristan GOMMENDY	3:48.571	10	26.222	214.7	Qualifying Practice 1
50	46	Thiriet by TDS Racing	Oreca 03 - Nissan	LMP2	Pierre THIRIET	3:48.641	8	26.292	214.6	Qualifying Practice 1
51	28	Gulf Racing Middle East	Lola B12/80 Coupé - Nissan	LMP2	Fabien GIROIX	3:49.096	11	26.747	214.2	Qualifying Practice 1
52	42	Greaves Motorsport	Zytek Z11SN - Nissan	LMP2	Lucas ORDOÑEZ	3:49.160	10	26.811	214.1	Free Practice
53	34	Race Performance	Oreca 03 - Judd	LMP2	Michel FREY	3:49.188	11	26.839	214.1	Qualifying Practice 1
54	43	Morand Racing	Morgan - Judd	LMP2	Natasha GACHNANG	3:49.447	15	27.098	213.8	Free Practice
55	30	HVM Status GP	Lola B12/80 Coupé - Judd	LMP2	Johnny MOWLEM	3:49.805	15	27.456	213.5	Qualifying Practice 1
56	47	KCMG	Morgan - Nissan	LMP2	Matthew HOWSON	3:49.940	10	27.591	213.4	Qualifying Practice 1
57	21	Strakka Racing	HPD ARX 03c - Honda	LMP1	Nick LEVENTIS	3:49.942	8	27.593	213.4	Free Practice





# 24 HEURES DU MANS 90 ANS

## 22-23 JUN 2013



### FIA WEC

81<sup>e</sup> Edition des 24 Heures du Mans  
After Qualifying Practice 1

**Night Session**

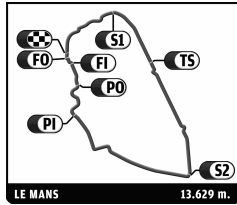
### Provisional Classification by Driver Fastest Lap

Nr	Team	Car	Class	Driver	Time	Laps	Gap	Kph	Session
58	24 OAK Racing	Morgan - Nissan	LMP2	David HENNEBER HANSSON	3:50.032	16	27.683	213.3	Free Practice
59	38 Jota Sport	Zytek Z1 1SN - Nissan	LMP2	Simon DOLAN	3:50.038	5	27.689	213.3	Qualifying Practice 1
60	25 Delta-ADR	Oreca 03 - Nissan	LMP2	Tor GRAVES	3:50.202	12	27.853	213.1	Free Practice
61	42 Greaves Motorsport	Zytek Z1 1SN - Nissan	LMP2	Michael KRUMM	3:50.336	11	27.987	213.0	Qualifying Practice 1
62	30 HVM Status GP	Lola B12/80 Coupé - Judd	LMP2	Jonathan HIRSCHI	3:50.460	6	28.111	212.9	Free Practice
63	48 Murphy Prototypes	Oreca 03 - Nissan	LMP2	Mark PATTERSON	3:50.554	32	28.205	212.8	Free Practice
64	25 Delta-ADR	Oreca 03 - Nissan	LMP2	Archie HAMILTON	3:51.174	12	28.825	212.2	Qualifying Practice 1
65	42 Greaves Motorsport	Zytek Z1 1SN - Nissan	LMP2	Jann MARDENBOROUGH	3:51.331	10	28.982	212.1	Qualifying Practice 1
66	33 Level 5 Motorsports	HPD ARX 03b - Honda	LMP2	Scott TUCKER	3:51.761	12	29.412	211.7	Free Practice
67	47 KCMG	Morgan - Nissan	LMP2	Ho-Pin TUNG	3:51.874	10	29.525	211.6	Free Practice
68	34 Race Performance	Oreca 03 - Judd	LMP2	Patric NIEDERHAUSER	3:52.097	6	29.748	211.4	Free Practice
69	28 Gulf Racing Middle East	Lola B12/80 Coupé - Nissan	LMP2	Philippe HAEZBROUCK	3:54.798	13	32.449	209.0	Free Practice
70	40 Boutsen Ginion Racing	Oreca 03 - Nissan	LMP2	Thomas DAGONEAU	3:55.078	17	32.729	208.7	Free Practice
71	41 Greaves Motorsport	Zytek Z1 1SN - Nissan	LMP2	Eric LUX	3:55.542	10	33.193	208.3	Free Practice
72	99 Aston Martin Racing	Aston Martin Vantage V8	LMGTE Pro	Frédéric MAKOWIECKI	3:55.658	5	33.309	208.2	Qualifying Practice 1
73	51 AF Corse	Ferrari 458 Italia	LMGTE Pro	Gianmaria BRUNI	3:55.909	16	33.560	208.0	Qualifying Practice 1
74	97 Aston Martin Racing	Aston Martin Vantage V8	LMGTE Pro	Stefan MÜCKE	3:56.004	8	33.655	207.9	Qualifying Practice 1
75	98 Aston Martin Racing	Aston Martin Vantage V8	LMGTE Pro	Pedro LAMY	3:56.336	14	33.987	207.6	Qualifying Practice 1
76	92 Porsche AG Team Manthey	Porsche 911 RSR	LMGTE Pro	Richard LIETZ	3:56.457	14	34.108	207.5	Qualifying Practice 1
77	71 AF Corse	Ferrari 458 Italia	LMGTE Pro	Toni VILANDER	3:56.471	19	34.122	207.5	Qualifying Practice 1
78	91 Porsche AG Team Manthey	Porsche 911 RSR	LMGTE Pro	Patrick PILET	3:56.573	19	34.224	207.4	Qualifying Practice 1
79	99 Aston Martin Racing	Aston Martin Vantage V8	LMGTE Pro	Rob BELL	3:56.751	18	34.402	207.2	Qualifying Practice 1
80	45 OAK Racing	Morgan - Nissan	LMP2	Jean-Marc MERLIN	3:56.776	11	34.427	207.2	Free Practice
81	39 DKR Engineering	Lola B11/40 - Judd	LMP2	Olivier PORTA	3:56.905	15	34.556	207.1	Qualifying Practice 1
82	92 Porsche AG Team Manthey	Porsche 911 RSR	LMGTE Pro	Marc LIEB	3:58.424	14	36.075	205.8	Qualifying Practice 1
83	71 AF Corse	Ferrari 458 Italia	LMGTE Pro	Kanui KOBAYASHI	3:58.574	16	36.225	205.7	Free Practice
84	95 Aston Martin Racing	Aston Martin Vantage V8	LMGTE Am	Allan SIMONSEN	3:58.661	15	36.312	205.6	Qualifying Practice 1
85	51 AF Corse	Ferrari 458 Italia	LMGTE Pro	Giancarlo FISICHELLA	3:58.961	15	36.612	205.3	Qualifying Practice 1
86	99 Aston Martin Racing	Aston Martin Vantage V8	LMGTE Pro	Bruno SENNA	3:58.995	17	36.646	205.3	Qualifying Practice 1
87	91 Porsche AG Team Manthey	Porsche 911 RSR	LMGTE Pro	Timo BERNHARD	3:59.162	5	36.813	205.2	Free Practice
88	88 Proton Competition	Porsche 911 GT3 RSR	LMGTE Am	Paolo RUBERTI	3:59.246	15	36.897	205.1	Qualifying Practice 1
89	30 HVM Status GP	Lola B12/80 Coupé - Judd	LMP2	Tony BURGESS	3:59.250	7	36.901	205.1	Qualifying Practice 1
90	97 Aston Martin Racing	Aston Martin Vantage V8	LMGTE Pro	Darren TURNER	3:59.494	13	37.145	204.9	Free Practice
91	73 Corvette Racing	Chevrolet Corvette C6-ZR1	LMGTE Pro	Antonio GARCIA	3:59.526	10	37.177	204.8	Qualifying Practice 1
92	51 AF Corse	Ferrari 458 Italia	LMGTE Pro	Matteo MALUCELLI	3:59.559	11	37.210	204.8	Free Practice
93	97 Aston Martin Racing	Aston Martin Vantage V8	LMGTE Pro	Peter DUMBRECK	3:59.601	17	37.252	204.8	Free Practice
94	45 OAK Racing	Morgan - Nissan	LMP2	Philippe MONDOLOT	3:59.679	13	37.330	204.7	Free Practice
95	74 Corvette Racing	Chevrolet Corvette C6-ZR1	LMGTE Pro	Oliver GAVIN	3:59.860	18	37.511	204.6	Qualifying Practice 1
96	91 Porsche AG Team Manthey	Porsche 911 RSR	LMGTE Pro	Jörg BERGMEISTER	3:59.866	10	37.517	204.5	Qualifying Practice 1
97	92 Porsche AG Team Manthey	Porsche 911 RSR	LMGTE Pro	Romain DUMAS	3:59.932	14	37.583	204.5	Free Practice
98	71 AF Corse	Ferrari 458 Italia	LMGTE Pro	Olivier BERETTA	4:00.485	7	38.136	204.0	Qualifying Practice 1
99	67 IMSA Performance Matmut	Porsche 911 GT3 RSR	LMGTE Am	Wolf HENZLER	4:00.503	16	38.154	204.0	Qualifying Practice 1
100	96 Aston Martin Racing	Aston Martin Vantage V8	LMGTE Am	Jamie CAMPBELL-WALTER	4:01.035	15	38.686	203.6	Qualifying Practice 1
101	61 AF Corse	Ferrari 458 Italia	LMGTE Am	Marco CIOCI	4:01.338	22	38.989	203.3	Free Practice
102	95 Aston Martin Racing	Aston Martin Vantage V8	LMGTE Am	Christoffer NYGAARD	4:01.711	18	39.362	203.0	Free Practice
103	76 IMSA Performance Matmut	Porsche 911 GT3 RSR	LMGTE Am	Jean-Karl VERNAY	4:01.713	17	39.364	203.0	Qualifying Practice 1
104	53 SRT Motorsports	Viper GTS-R	LMGTE Pro	Marc GOOSSENS	4:02.383	13	40.034	202.4	Free Practice
105	39 DKR Engineering	Lola B11/40 - Judd	LMP2	Romain BRANDELA	4:02.429	14	40.080	202.4	Free Practice
106	81 8 Star Motorsports	Ferrari 458 Italia	LMGTE Am	Rui AGUAS	4:02.625	11	40.276	202.2	Free Practice
107	31 Lotus	Lotus T128	LMP2	Kevin WEEDA	4:02.872	12	40.523	202.0	Qualifying Practice 1
108	73 Corvette Racing	Chevrolet Corvette C6-ZR1	LMGTE Pro	Jan MAGNUSSEN	4:02.918	20	40.569	202.0	Free Practice
109	74 Corvette Racing	Chevrolet Corvette C6-ZR1	LMGTE Pro	Richard WESTBROOK	4:03.000	12	40.651	201.9	Qualifying Practice 1
110	53 SRT Motorsports	Viper GTS-R	LMGTE Pro	Dominik FARNBACHER	4:03.127	11	40.778	201.8	Qualifying Practice 1
111	74 Corvette Racing	Chevrolet Corvette C6-ZR1	LMGTE Pro	Tommy MILNER	4:03.213	13	40.864	201.7	Free Practice
112	77 Dempsey Del Piero-Proton	Porsche 911 GT3 RSR	LMGTE Am	Patrick LONG	4:03.378	17	41.029	201.6	Qualifying Practice 1
113	93 SRT Motorsports	Viper GTS-R	LMGTE Pro	Jonathan BOMARITO	4:03.461	8	41.112	201.5	Qualifying Practice 1
114	55 AF Corse	Ferrari 458 Italia	LMGTE Am	Darryl O'YOUNG	4:03.805	19	41.456	201.2	Free Practice
115	40 Boutsen Ginion Racing	Oreca 03 - Nissan	LMP2	Matt DOWNS	4:03.877	19	41.528	201.2	Free Practice
116	28 Gulf Racing Middle East	Lola B12/80 Coupé - Nissan	LMP2	Keiko IHARA	4:04.062	13	41.713	201.0	Free Practice
117	93 SRT Motorsports	Viper GTS-R	LMGTE Pro	Kuno WITTMER	4:04.242	14	41.893	200.9	Qualifying Practice 1
118	96 Aston Martin Racing	Aston Martin Vantage V8	LMGTE Am	Stuart HALL	4:04.331	9	41.982	200.8	Free Practice



# 24 HEURES DU MANS 90 ANS

## 22-23 JUN 2013



### FIA WEC

81<sup>o</sup> Edition des 24 Heures du Mans  
After Qualifying Practice 1

**Night Session**

### Provisional Classification by Driver Fastest Lap

Nr	Team	Car	Class	Driver	Time	Laps	Gap	Kph	Session	
119	73	Corvette Racing	Chevrolet Corvette C6-ZR1	LMGTE Pro	Jordan TAYLOR	4:04.417	19	42.068	200.7	Free Practice
120	70	Larbre Competition	Chevrolet Corvette C6-ZR1	LMGTE Am	Philippe DUMAS	4:04.512	15	42.163	200.7	Qualifying Practice 1
121	50	Larbre Competition	Chevrolet Corvette C6-ZR1	LMGTE Am	Julien CANAL	4:04.873	20	42.524	200.4	Qualifying Practice 1
122	53	SRT Motorsports	Viper GTS-R	LMGTE Pro	Ryan DALZIEL	4:05.526	5	43.177	199.8	Qualifying Practice 1
123	95	Aston Martin Racing	Aston Martin Vantage V8	LMGTE Am	Kristian POULSEN	4:05.617	18	43.268	199.8	Free Practice
124	93	SRT Motorsports	Viper GTS-R	LMGTE Pro	Tommy KENDALL	4:05.973	15	43.624	199.5	Free Practice
125	88	Proton Competition	Porsche 911 GT3 RSR	LMGTE Am	Gianluca RODA	4:06.651	9	44.302	198.9	Free Practice
126	75	Prospeed Racing	Porsche 911 GT3 RSR	LMGTE Am	Emmanuel COLLARD	4:06.828	11	44.479	198.8	Free Practice
127	98	Aston Martin Racing	Aston Martin Vantage V8	LMGTE Pro	Paul DALLA LANA	4:07.259	21	44.910	198.4	Qualifying Practice 1
128	57	Krohn Racing	Ferrari 458 Italia	LMGTE Am	Niclas JÖNSSON	4:07.554	6	45.205	198.2	Free Practice
129	81	8 Star Motorsports	Ferrari 458 Italia	LMGTE Am	Vicente POTOLICCHIO	4:07.625	12	45.276	198.1	Qualifying Practice 1
130	50	Larbre Competition	Chevrolet Corvette C6-ZR1	LMGTE Am	Ricky TAYLOR	4:07.962	12	45.613	197.9	Free Practice
131	61	AF Corse	Ferrari 458 Italia	LMGTE Am	Matt GRIFFIN	4:08.024	13	45.675	197.8	Free Practice
132	81	8 Star Motorsports	Ferrari 458 Italia	LMGTE Am	Jason BRIGHT	4:08.029	8	45.680	197.8	Qualifying Practice 1
133	76	IMSA Performance Matmut	Porsche 911 GT3 RSR	LMGTE Am	Raymond NARAC	4:08.456	11	46.107	197.5	Qualifying Practice 1
134	55	AF Corse	Ferrari 458 Italia	LMGTE Am	Piergiuseppe PERAZZINI	4:08.944	18	46.595	197.1	Free Practice
135	57	Krohn Racing	Ferrari 458 Italia	LMGTE Am	Tracy KROHN	4:09.010	14	46.661	197.0	Free Practice
136	54	AF Corse	Ferrari 458 Italia	LMGTE Am	Yannick MALLEGOL	4:09.064	14	46.715	197.0	Qualifying Practice 1
137	39	DKR Engineering	Lola B11/40 - Judd	LMP2	Stéphane RAFFIN	4:09.108	12	46.759	197.0	Free Practice
138	43	Morand Racing	Morgan - Judd	LMP2	Olivier LOMBARD	4:09.303	6	46.954	196.8	Free Practice
139	57	Krohn Racing	Ferrari 458 Italia	LMGTE Am	Maurizio MEDIANI	4:09.324	5	46.975	196.8	Free Practice
140	55	AF Corse	Ferrari 458 Italia	LMGTE Am	Lorenzo CASE	4:09.496	12	47.147	196.7	Free Practice
141	77	Dempsey Del Piero-Proton	Porsche 911 GT3 RSR	LMGTE Am	Joe FOSTER	4:10.591	6	48.242	195.8	Free Practice
142	75	Prospeed Racing	Porsche 911 GT3 RSR	LMGTE Am	Sébastien CRUBILE	4:11.719	5	49.370	194.9	Qualifying Practice 1
143	88	Proton Competition	Porsche 911 GT3 RSR	LMGTE Am	Christian RIED	4:11.879	14	49.530	194.8	Free Practice
144	77	Dempsey Del Piero-Proton	Porsche 911 GT3 RSR	LMGTE Am	Patrick DEMPSEY	4:12.275	16	49.926	194.5	Free Practice
145	50	Larbre Competition	Chevrolet Corvette C6-ZR1	LMGTE Am	Patrick BORNHAUSER	4:12.447	8	50.098	194.4	Qualifying Practice 1
146	67	IMSA Performance Matmut	Porsche 911 GT3 RSR	LMGTE Am	Patrice MILESI	4:12.813	13	50.464	194.1	Free Practice
147	76	IMSA Performance Matmut	Porsche 911 GT3 RSR	LMGTE Am	Christophe BOURRET	4:15.249	14	52.900	192.2	Free Practice
148	54	AF Corse	Ferrari 458 Italia	LMGTE Am	Jean-Marc BACHELIER	4:16.468	9	54.119	191.3	Free Practice
149	75	Prospeed Racing	Porsche 911 GT3 RSR	LMGTE Am	François PERRODO	4:16.477	15	54.128	191.3	Free Practice
150	66	JMW Motorsport	Ferrari 458 Italia	LMGTE Pro	Khaled AL QUBAISI	4:16.860	10	54.511	191.0	Free Practice
151	70	Larbre Competition	Chevrolet Corvette C6-ZR1	LMGTE Am	Manuel RODRIGUES	4:17.068	4	54.719	190.9	Free Practice
152	67	IMSA Performance Matmut	Porsche 911 GT3 RSR	LMGTE Am	Pascal GIBON	4:17.276	15	54.927	190.7	Free Practice
153	66	JMW Motorsport	Ferrari 458 Italia	LMGTE Pro	Abdulaziz Turki AL FAISAL	4:17.559	7	55.210	190.5	Free Practice
154	61	AF Corse	Ferrari 458 Italia	LMGTE Am	Jack GERBER	4:17.564	10	55.215	190.5	Qualifying Practice 1
155	40	Boutsen Ginion Racing	Oreca 03 - Nissan	LMP2	Rodin YOUNESSI	4:20.768	10	58.419	188.2	Free Practice
156	54	AF Corse	Ferrari 458 Italia	LMGTE Am	Howard BLANK	4:23.304	16	1'00.955	186.3	Free Practice
157	70	Larbre Competition	Chevrolet Corvette C6-ZR1	LMGTE Am	Cooper MacNEIL	4:27.150	11	1'04.801	183.7	Free Practice
158	96	Aston Martin Racing	Aston Martin Vantage V8	LMGTE Am	Roald GOETHE	4:33.466	10	1'11.117	179.4	Qualifying Practice 1
159	32	Lotus	Lotus T128	LMP2	Thomas HOLZER		1			
160	41	Greaves Motorsport	Zytek Z11SN - Nissan	LMP2	Alexander ROSSI		0			
161	32	Lotus	Lotus T128	LMP2	Jan CHAROUZ					
162	98	Aston Martin Racing	Aston Martin Vantage V8	LMGTE Pro	Bill AUBERLEN		0			
163	66	JMW Motorsport	Ferrari 458 Italia	LMGTE Pro	Andrea BERTOLINI		4			
164	1	Audi Sport Team Joest	Audi R18 e-tron quattro	LMP1	Marcel FÄSSLER		1			
165	31	Lotus	Lotus T128	LMP2	James ROSSITER		2			
166	32	Lotus	Lotus T128	LMP2	Dominik KRAIHAMER		0			
167	41	Greaves Motorsport	Zytek Z11SN - Nissan	LMP2	Tom KIMBER-SMITH		1			
168	48	Murphy Prototypes	Oreca 03 - Nissan	LMP2	Brendon HARTLEY		0			

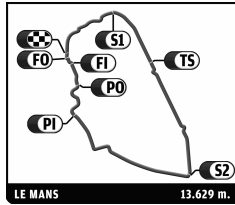
Published at: .....

Clerk of the course: Daniel Poissenot	FIA Race Director: Eduardo Freitas	Timekeeper: Christian Crucifix & Al Kamel
---------------------------------------	------------------------------------	---



# 24 HEURES DU MANS 90 ANS

## 22-23 JUN 2013



FIA WEC

81<sup>o</sup> Edition des 24 Heures du Mans  
After Qualifying Practice 1

Night Session

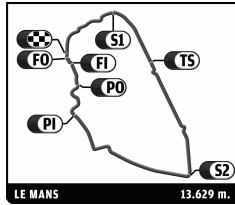
Provisional Classification by Driver And Class Fastest Lap

Nr	Team	Car	Class	Driver	Time	Laps	Gap	Kph	Session
<b>LMP1</b>									
1	2 Audi Sport Team Joest	Audi R18 e-Iron quattro	LMP1	Loïc DUVAL	3:22.349	24		242.5	Qualifying Practice 1
2	3 Audi Sport Team Joest	Audi R18 e-Iron quattro	LMP1	Marc GENÉ	3:24.341	25	1.992	240.1	Qualifying Practice 1
3	1 Audi Sport Team Joest	Audi R18 e-Iron quattro	LMP1	André LOTTERER	3:25.474	29	3.125	238.8	Qualifying Practice 1
4	1 Audi Sport Team Joest	Audi R18 e-Iron quattro	LMP1	Benoît TRÉLUIYER	3:26.060	21	3.711	238.1	Free Practice
5	7 Toyota Racing	Toyota TS030 - Hybrid	LMP1	Kazuki NAKAJIMA	3:26.676	18	4.327	237.4	Qualifying Practice 1
6	2 Audi Sport Team Joest	Audi R18 e-Iron quattro	LMP1	Allan McNISH	3:28.538	18	6.189	235.3	Free Practice
7	3 Audi Sport Team Joest	Audi R18 e-Iron quattro	LMP1	Oliver JARVIS	3:29.193	12	6.844	234.5	Free Practice
8	8 Toyota Racing	Toyota TS030 - Hybrid	LMP1	Anthony DAVIDSON	3:29.573	20	7.224	234.1	Free Practice
9	7 Toyota Racing	Toyota TS030 - Hybrid	LMP1	Nicolas LAPIERRE	3:30.176	26	7.827	233.4	Qualifying Practice 1
10	12 Rebellion Racing	Lola B12/60 Coupé - Toyota	LMP1	Nick HEIDFELD	3:30.423	19	8.074	233.2	Qualifying Practice 1
11	3 Audi Sport Team Joest	Audi R18 e-Iron quattro	LMP1	Lucas DI GRASSI	3:30.592	11	8.243	233.0	Qualifying Practice 1
12	8 Toyota Racing	Toyota TS030 - Hybrid	LMP1	Stéphane SARRAZIN	3:30.841	8	8.492	232.7	Qualifying Practice 1
13	2 Audi Sport Team Joest	Audi R18 e-Iron quattro	LMP1	Tom KRISTENSEN	3:31.287	7	8.938	232.2	Qualifying Practice 1
14	13 Rebellion Racing	Lola B12/60 Coupé - Toyota	LMP1	Andrea BELICCHI	3:32.167	11	9.818	231.3	Qualifying Practice 1
15	7 Toyota Racing	Toyota TS030 - Hybrid	LMP1	Alexander WURZ	3:32.228	13	9.879	231.2	Free Practice
16	8 Toyota Racing	Toyota TS030 - Hybrid	LMP1	Sébastien BUEMI	3:33.107	21	10.758	230.2	Free Practice
17	12 Rebellion Racing	Lola B12/60 Coupé - Toyota	LMP1	Nicolas PROST	3:33.277	15	10.928	230.1	Free Practice
18	13 Rebellion Racing	Lola B12/60 Coupé - Toyota	LMP1	Mathias BECHE	3:33.706	13	11.357	229.6	Free Practice
19	12 Rebellion Racing	Lola B12/60 Coupé - Toyota	LMP1	Neel JANI	3:34.376	12	12.027	228.9	Free Practice
20	21 Strakka Racing	HPD ARX 03c - Honda	LMP1	Danny WATTS	3:36.547	13	14.198	226.6	Qualifying Practice 1
21	13 Rebellion Racing	Lola B12/60 Coupé - Toyota	LMP1	Cong Fu CHENG	3:39.377	15	17.028	223.7	Qualifying Practice 1
22	21 Strakka Racing	HPD ARX 03c - Honda	LMP1	Jonny KANE	3:45.910	10	23.561	217.2	Free Practice
23	21 Strakka Racing	HPD ARX 03c - Honda	LMP1	Nick LEVENTIS	3:49.942	8	27.593	213.4	Free Practice
1	Audi Sport Team Joest	Audi R18 e-Iron quattro	LMP1	Marcel FÄSSLER		1			
<b>LMP2</b>									
1	26 G-Drive Racing	Oreca 03 - Nissan	LMP2	John MARTIN	3:39.535	7		223.5	Qualifying Practice 1
2	43 Morand Racing	Morgan - Nissan	LMP2	Franck MAILLEUX	3:40.741	9	1.206	222.3	Qualifying Practice 1
3	24 OAK Racing	Morgan - Nissan	LMP2	Olivier PLA	3:40.780	5	1.245	222.2	Qualifying Practice 1
4	25 Delta-ADR	Oreca 03 - Nissan	LMP2	Shinji NAKANO	3:40.925	20	1.390	222.1	Qualifying Practice 1
5	35 OAK Racing	Morgan - Nissan	LMP2	Bertrand BAGUETTE	3:42.387	17	2.852	220.6	Qualifying Practice 1
6	49 Pecom Racing	Oreca 03 - Nissan	LMP2	Pierre KAFFER	3:43.420	14	3.885	219.6	Qualifying Practice 1
7	46 Thiriet by TDS Racing	Oreca 03 - Nissan	LMP2	Maxime MARTIN	3:43.494	19	3.959	219.5	Qualifying Practice 1
8	26 G-Drive Racing	Oreca 03 - Nissan	LMP2	Roman RUSINOV	3:43.513	17	3.978	219.5	Qualifying Practice 1
9	36 Signatech Alpine	Alpine - Nissan	LMP2	Nelson PANCIATICI	3:43.835	6	4.300	219.2	Qualifying Practice 1
10	38 Jota Sport	Zytek Z11SN - Nissan	LMP2	Lucas LUHR	3:44.131	16	4.596	218.9	Free Practice
11	38 Jota Sport	Zytek Z11SN - Nissan	LMP2	Oliver TURVEY	3:44.220	13	4.685	218.8	Free Practice
12	48 Murphy Prototypes	Oreca 03 - Nissan	LMP2	Karun CHANDHOK	3:44.538	11	5.003	218.5	Qualifying Practice 1
13	26 G-Drive Racing	Oreca 03 - Nissan	LMP2	Mike CONWAY	3:44.737	23	5.202	218.3	Qualifying Practice 1
14	33 Level 5 Motorsports	HPD ARX 03b - Honda	LMP2	Ryan BRISCOE	3:44.756	13	5.221	218.3	Free Practice
15	33 Level 5 Motorsports	HPD ARX 03b - Honda	LMP2	Marino FRANCHITTI	3:44.904	12	5.369	218.2	Free Practice
16	24 OAK Racing	Morgan - Nissan	LMP2	Alex BRUNDLE	3:45.215	13	5.680	217.9	Free Practice
17	34 Race Performance	Oreca 03 - Judd	LMP2	Jeroen BLEEKEMOLEN	3:45.244	10	5.709	217.8	Qualifying Practice 1
18	47 KCMG	Morgan - Nissan	LMP2	Alexandre IMPERATORI	3:45.500	17	5.965	217.6	Qualifying Practice 1
19	49 Pecom Racing	Oreca 03 - Nissan	LMP2	Luis PEREZ COMPANC	3:45.512	16	5.977	217.6	Free Practice
20	49 Pecom Racing	Oreca 03 - Nissan	LMP2	Nicolas MINASSIAN	3:46.825	11	7.290	216.3	Free Practice
21	31 Lotus	Lotus T128	LMP2	Christophe BOUCHUT	3:47.920	14	8.385	215.3	Qualifying Practice 1
22	46 Thiriet by TDS Racing	Oreca 03 - Nissan	LMP2	Ludovic BADEY	3:48.133	14	8.598	215.1	Free Practice
23	45 OAK Racing	Morgan - Nissan	LMP2	Jacques NICOLET	3:48.196	7	8.661	215.0	Qualifying Practice 1
24	35 OAK Racing	Morgan - Nissan	LMP2	Ricardo GONZALEZ	3:48.240	15	8.705	215.0	Qualifying Practice 1
25	35 OAK Racing	Morgan - Nissan	LMP2	Martin PLOWMAN	3:48.444	5	8.909	214.8	Qualifying Practice 1
26	36 Signatech Alpine	Alpine - Nissan	LMP2	Pierre RAGUES	3:48.570	5	9.035	214.7	Free Practice
27	36 Signatech Alpine	Alpine - Nissan	LMP2	Tristan GOMMENDY	3:48.571	10	9.036	214.7	Qualifying Practice 1
28	46 Thiriet by TDS Racing	Oreca 03 - Nissan	LMP2	Pierre THIRIET	3:48.641	8	9.106	214.6	Qualifying Practice 1
29	28 Gulf Racing Middle East	Lola B12/80 Coupé - Nissan	LMP2	Fabien GIROIX	3:49.096	11	9.561	214.2	Qualifying Practice 1
30	42 Greaves Motorsport	Zytek Z11SN - Nissan	LMP2	Lucas ORDOÑEZ	3:49.160	10	9.625	214.1	Free Practice
31	34 Race Performance	Oreca 03 - Judd	LMP2	Michel FREY	3:49.188	11	9.653	214.1	Qualifying Practice 1
32	43 Morand Racing	Morgan - Judd	LMP2	Natasha GACHNANG	3:49.447	15	9.912	213.8	Free Practice
33	30 HVM Status GP	Lola B12/80 Coupé - Judd	LMP2	Johnny MOWLEM	3:49.805	15	10.270	213.5	Qualifying Practice 1
34	47 KCMG	Morgan - Nissan	LMP2	Matthew HOWSON	3:49.940	10	10.405	213.4	Qualifying Practice 1
35	24 OAK Racing	Morgan - Nissan	LMP2	David HENNEBER HANSSON	3:50.032	16	10.497	213.3	Free Practice



# 24 HEURES DU MANS 90 ANS

## 22-23 JUN 2013



### FIA WEC

81<sup>e</sup> Edition des 24 Heures du Mans  
After Qualifying Practice 1

**Night Session**

### Provisional Classification by Driver And Class Fastest Lap

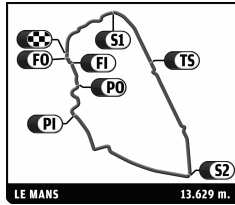
Nr	Team	Car	Class	Driver	Time	Laps	Gap	Kph	Session
36	38 Jota Sport	Zytek Z11SN - Nissan	LMP2	Simon DOLAN	3:50.038	5	10.503	213.3	Qualifying Practice 1
37	25 Delta-ADR	Oreca 03 - Nissan	LMP2	Tor GRAVES	3:50.202	12	10.667	213.1	Free Practice
38	42 Greaves Motorsport	Zytek Z11SN - Nissan	LMP2	Michael KRUMM	3:50.336	11	10.801	213.0	Qualifying Practice 1
39	30 HVM Status GP	Lola B12/80 Coupé - Judd	LMP2	Jonathan HIRSCHI	3:50.460	6	10.925	212.9	Free Practice
40	48 Murphy Prototypes	Oreca 03 - Nissan	LMP2	Mark PATTERSON	3:50.554	32	11.019	212.8	Free Practice
41	25 Delta-ADR	Oreca 03 - Nissan	LMP2	Archie HAMILTON	3:51.174	12	11.639	212.2	Qualifying Practice 1
42	42 Greaves Motorsport	Zytek Z11SN - Nissan	LMP2	Jann MARDENBOROUGH	3:51.331	10	11.796	212.1	Qualifying Practice 1
43	33 Level 5 Motorsports	HPD ARX 03b - Honda	LMP2	Scott TUCKER	3:51.761	12	12.226	211.7	Free Practice
44	47 KCMG	Morgan - Nissan	LMP2	Ho-Pin TUNG	3:51.874	10	12.339	211.6	Free Practice
45	34 Race Performance	Oreca 03 - Judd	LMP2	Patric NIEDERHAUSER	3:52.097	6	12.562	211.4	Free Practice
46	28 Gulf Racing Middle East	Lola B12/80 Coupé - Nissan	LMP2	Philippe HAEZEBROUCK	3:54.798	13	15.263	209.0	Free Practice
47	40 Boutsen Ginion Racing	Oreca 03 - Nissan	LMP2	Thomas DAGONEAU	3:55.078	17	15.543	208.7	Free Practice
48	41 Greaves Motorsport	Zytek Z11SN - Nissan	LMP2	Eric LUX	3:55.542	10	16.007	208.3	Free Practice
49	45 OAK Racing	Morgan - Nissan	LMP2	Jean-Marc MERLIN	3:56.776	11	17.241	207.2	Free Practice
50	39 DKR Engineering	Lola B11/40 - Judd	LMP2	Olivier PORTA	3:56.905	15	17.370	207.1	Qualifying Practice 1
51	30 HVM Status GP	Lola B12/80 Coupé - Judd	LMP2	Tony BURGESS	3:59.250	7	19.715	205.1	Qualifying Practice 1
52	45 OAK Racing	Morgan - Nissan	LMP2	Philippe MONDOLOT	3:59.679	13	20.144	204.7	Free Practice
53	39 DKR Engineering	Lola B11/40 - Judd	LMP2	Romain BRANDELA	4:02.429	14	22.894	202.4	Free Practice
54	31 Lotus	Lotus T128	LMP2	Kevin WEEDA	4:02.872	12	23.337	202.0	Qualifying Practice 1
55	40 Boutsen Ginion Racing	Oreca 03 - Nissan	LMP2	Matt DOWNS	4:03.877	19	24.342	201.2	Free Practice
56	28 Gulf Racing Middle East	Lola B12/80 Coupé - Nissan	LMP2	Keiko IHARA	4:04.062	13	24.527	201.0	Free Practice
57	39 DKR Engineering	Lola B11/40 - Judd	LMP2	Stéphane RAFFIN	4:09.108	12	29.573	197.0	Free Practice
58	43 Morand Racing	Morgan - Judd	LMP2	Olivier LOMBARD	4:09.303	6	29.768	196.8	Free Practice
59	40 Boutsen Ginion Racing	Oreca 03 - Nissan	LMP2	Rodin YOUNESSI	4:20.768	10	41.233	188.2	Free Practice
32	Lotus	Lotus T128	LMP2	Thomas HOLZER		1			
41	Greaves Motorsport	Zytek Z11SN - Nissan	LMP2	Alexander ROSSI					
32	Lotus	Lotus T128	LMP2	Jan CHAROUZ					
31	Lotus	Lotus T128	LMP2	James ROSSITER		2			
32	Lotus	Lotus T128	LMP2	Dominik KRAIHAMER					
41	Greaves Motorsport	Zytek Z11SN - Nissan	LMP2	Tom KIMBER-SMITH		1			
48	Murphy Prototypes	Oreca 03 - Nissan	LMP2	Brendon HARTLEY					
<b>LMGTE Pro</b>									
1	99 Aston Martin Racing	Aston Martin Vantage V8	LMGTE Pro	Frédéric MAKOWIECKI	3:55.658	5		208.2	Qualifying Practice 1
2	51 AF Corse	Ferrari 458 Italia	LMGTE Pro	Gianmaria BRUNI	3:55.909	16	0.251	208.0	Qualifying Practice 1
3	97 Aston Martin Racing	Aston Martin Vantage V8	LMGTE Pro	Stefan MÜCKE	3:56.004	8	0.346	207.9	Qualifying Practice 1
4	98 Aston Martin Racing	Aston Martin Vantage V8	LMGTE Pro	Pedro LAMY	3:56.336	14	0.678	207.6	Qualifying Practice 1
5	92 Porsche AG Team Manthey	Porsche 911 RSR	LMGTE Pro	Richard LIETZ	3:56.457	14	0.799	207.5	Qualifying Practice 1
6	71 AF Corse	Ferrari 458 Italia	LMGTE Pro	Toni WILANDER	3:56.471	19	0.813	207.5	Qualifying Practice 1
7	91 Porsche AG Team Manthey	Porsche 911 RSR	LMGTE Pro	Patrick PILET	3:56.573	19	0.915	207.4	Qualifying Practice 1
8	99 Aston Martin Racing	Aston Martin Vantage V8	LMGTE Pro	Rob BELL	3:56.751	18	1.093	207.2	Qualifying Practice 1
9	92 Porsche AG Team Manthey	Porsche 911 RSR	LMGTE Pro	Marc LIEB	3:58.424	14	2.766	205.8	Qualifying Practice 1
10	71 AF Corse	Ferrari 458 Italia	LMGTE Pro	Kamui KOBAYASHI	3:58.574	16	2.916	205.7	Free Practice
11	51 AF Corse	Ferrari 458 Italia	LMGTE Pro	Giancarlo FISICHELLA	3:58.961	15	3.303	205.3	Qualifying Practice 1
12	99 Aston Martin Racing	Aston Martin Vantage V8	LMGTE Pro	Bruno SENNA	3:58.995	17	3.337	205.3	Qualifying Practice 1
13	91 Porsche AG Team Manthey	Porsche 911 RSR	LMGTE Pro	Timo BERNHARD	3:59.162	5	3.504	205.2	Free Practice
14	97 Aston Martin Racing	Aston Martin Vantage V8	LMGTE Pro	Darren TURNER	3:59.494	13	3.836	204.9	Free Practice
15	73 Corvette Racing	Chevrolet Corvette C6-ZR1	LMGTE Pro	Antonio GARCIA	3:59.526	10	3.868	204.8	Qualifying Practice 1
16	51 AF Corse	Ferrari 458 Italia	LMGTE Pro	Matteo MALUCELLI	3:59.559	11	3.901	204.8	Free Practice
17	97 Aston Martin Racing	Aston Martin Vantage V8	LMGTE Pro	Peter DUMBRECK	3:59.601	17	3.943	204.8	Free Practice
18	74 Corvette Racing	Chevrolet Corvette C6-ZR1	LMGTE Pro	Oliver GAVIN	3:59.860	18	4.202	204.6	Qualifying Practice 1
19	91 Porsche AG Team Manthey	Porsche 911 RSR	LMGTE Pro	Jörg BERGMEISTER	3:59.866	10	4.208	204.5	Qualifying Practice 1
20	92 Porsche AG Team Manthey	Porsche 911 RSR	LMGTE Pro	Romain DUMAS	3:59.932	14	4.274	204.5	Free Practice
21	71 AF Corse	Ferrari 458 Italia	LMGTE Pro	Olivier BERETTA	4:00.485	7	4.827	204.0	Qualifying Practice 1
22	53 SRT Motorsports	Viper GTS-R	LMGTE Pro	Marc GOOSSENS	4:02.383	13	6.725	202.4	Free Practice
23	73 Corvette Racing	Chevrolet Corvette C6-ZR1	LMGTE Pro	Jan MAGNUSSEN	4:02.918	20	7.260	202.0	Free Practice
24	74 Corvette Racing	Chevrolet Corvette C6-ZR1	LMGTE Pro	Richard WESTBROOK	4:03.000	12	7.342	201.9	Qualifying Practice 1
25	53 SRT Motorsports	Viper GTS-R	LMGTE Pro	Dominik FARNBACHER	4:03.127	11	7.469	201.8	Qualifying Practice 1
26	74 Corvette Racing	Chevrolet Corvette C6-ZR1	LMGTE Pro	Tommy MILNER	4:03.213	13	7.555	201.7	Free Practice
27	93 SRT Motorsports	Viper GTS-R	LMGTE Pro	Jonathan BOMARITO	4:03.461	8	7.803	201.5	Qualifying Practice 1
28	93 SRT Motorsports	Viper GTS-R	LMGTE Pro	Kuno WITTMER	4:04.242	14	8.584	200.9	Qualifying Practice 1
29	73 Corvette Racing	Chevrolet Corvette C6-ZR1	LMGTE Pro	Jordan TAYLOR	4:04.417	19	8.759	200.7	Free Practice





# 24 HEURES DU MANS 90 ANS

## 22-23 JUN 2013



### FIA WEC

81<sup>o</sup> Edition des 24 Heures du Mans  
After Qualifying Practice 1

**Night Session**

### Provisional Classification by Driver And Class Fastest Lap

Nr	Team	Car	Class	Driver	Time	Laps	Gap	Kph	Session
30	53 SRT Motorsports	Viper GTS-R	LMGTE Pro	Ryan DALZIEL	4:05.526	5	9.868	199.8	Qualifying Practice 1
31	93 SRT Motorsports	Viper GTS-R	LMGTE Pro	Tommy KENDALL	4:05.973	15	10.315	199.5	Free Practice
32	98 Aston Martin Racing	Aston Martin Vantage V8	LMGTE Pro	Paul DALLA LANA	4:07.259	21	11.601	198.4	Qualifying Practice 1
33	66 JMW Motorsport	Ferrari 458 Italia	LMGTE Pro	Khaled AL QUBAISI	4:16.860	10	21.202	191.0	Free Practice
34	66 JMW Motorsport	Ferrari 458 Italia	LMGTE Pro	Abduzziz Turki AL FAISAL	4:17.559	7	21.901	190.5	Free Practice
	98 Aston Martin Racing	Aston Martin Vantage V8	LMGTE Pro	Bill AUBERLEN					
	66 JMW Motorsport	Ferrari 458 Italia	LMGTE Pro	Andrea BERTOLINI		4			
<b>LMGTE Am</b>									
1	95 Aston Martin Racing	Aston Martin Vantage V8	LMGTE Am	Allan SIMONSEN	3:58.661	15		205.6	Qualifying Practice 1
2	88 Proton Competition	Porsche 911 GT3 RSR	LMGTE Am	Paolo RUBERTI	3:59.246	15	0.585	205.1	Qualifying Practice 1
3	67 IMSA Performance Matmut	Porsche 911 GT3 RSR	LMGTE Am	Wolf HENZLER	4:00.503	16	1.842	204.0	Qualifying Practice 1
4	96 Aston Martin Racing	Aston Martin Vantage V8	LMGTE Am	Jamie CAMPBELL-WALTER	4:01.035	15	2.374	203.6	Qualifying Practice 1
5	61 AF Corse	Ferrari 458 Italia	LMGTE Am	Marco CIOCI	4:01.338	22	2.677	203.3	Free Practice
6	95 Aston Martin Racing	Aston Martin Vantage V8	LMGTE Am	Christoffer NYGAARD	4:01.711	18	3.050	203.0	Free Practice
7	76 IMSA Performance Matmut	Porsche 911 GT3 RSR	LMGTE Am	Jean-Karl VERNAY	4:01.713	17	3.052	203.0	Qualifying Practice 1
8	81 8 Star Motorsports	Ferrari 458 Italia	LMGTE Am	Rui AGUAS	4:02.625	11	3.964	202.2	Free Practice
9	77 Dempsey Del Piero-Proton	Porsche 911 GT3 RSR	LMGTE Am	Patrick LONG	4:03.378	17	4.717	201.6	Qualifying Practice 1
10	55 AF Corse	Ferrari 458 Italia	LMGTE Am	Darryl O'YOUNG	4:03.805	19	5.144	201.2	Free Practice
11	96 Aston Martin Racing	Aston Martin Vantage V8	LMGTE Am	Stuart HALL	4:04.331	9	5.670	200.8	Free Practice
12	70 Larbre Competition	Chevrolet Corvette C6-ZR1	LMGTE Am	Phillipe DUMAS	4:04.512	15	5.851	200.7	Qualifying Practice 1
13	50 Larbre Competition	Chevrolet Corvette C6-ZR1	LMGTE Am	Julien CANAL	4:04.873	20	6.212	200.4	Qualifying Practice 1
14	95 Aston Martin Racing	Aston Martin Vantage V8	LMGTE Am	Kristian POULSEN	4:05.617	18	6.956	199.8	Free Practice
15	88 Proton Competition	Porsche 911 GT3 RSR	LMGTE Am	Gianluca RODA	4:06.651	9	7.990	198.9	Free Practice
16	75 Prospeed Racing	Porsche 911 GT3 RSR	LMGTE Am	Emmanuel COLLARD	4:06.828	11	8.167	198.8	Free Practice
17	57 Krohn Racing	Ferrari 458 Italia	LMGTE Am	Niclas JÖNSSON	4:07.554	6	8.893	198.2	Free Practice
18	81 8 Star Motorsports	Ferrari 458 Italia	LMGTE Am	Vicente POTOLICCHIO	4:07.625	12	8.964	198.1	Qualifying Practice 1
19	50 Larbre Competition	Chevrolet Corvette C6-ZR1	LMGTE Am	Ricky TAYLOR	4:07.962	12	9.301	197.9	Free Practice
20	61 AF Corse	Ferrari 458 Italia	LMGTE Am	Matt GRIFFIN	4:08.024	13	9.363	197.8	Free Practice
21	81 8 Star Motorsports	Ferrari 458 Italia	LMGTE Am	Jason BRIGHT	4:08.029	8	9.368	197.8	Qualifying Practice 1
22	76 IMSA Performance Matmut	Porsche 911 GT3 RSR	LMGTE Am	Raymond NARAC	4:08.456	11	9.795	197.5	Qualifying Practice 1
23	55 AF Corse	Ferrari 458 Italia	LMGTE Am	Piergiuseppe PERAZZINI	4:08.944	18	10.283	197.1	Free Practice
24	57 Krohn Racing	Ferrari 458 Italia	LMGTE Am	Tracy KROHN	4:09.010	14	10.349	197.0	Free Practice
25	54 AF Corse	Ferrari 458 Italia	LMGTE Am	Yannick MALLEGOL	4:09.064	14	10.403	197.0	Qualifying Practice 1
26	57 Krohn Racing	Ferrari 458 Italia	LMGTE Am	Maurizio MEDIANI	4:09.324	5	10.663	196.8	Free Practice
27	55 AF Corse	Ferrari 458 Italia	LMGTE Am	Lorenzo CASE	4:09.496	12	10.835	196.7	Free Practice
28	77 Dempsey Del Piero-Proton	Porsche 911 GT3 RSR	LMGTE Am	Joe FOSTER	4:10.591	6	11.930	195.8	Free Practice
29	75 Prospeed Racing	Porsche 911 GT3 RSR	LMGTE Am	Sébastien CRUBILE	4:11.719	5	13.058	194.9	Qualifying Practice 1
30	88 Proton Competition	Porsche 911 GT3 RSR	LMGTE Am	Christian RIED	4:11.879	14	13.218	194.8	Free Practice
31	77 Dempsey Del Piero-Proton	Porsche 911 GT3 RSR	LMGTE Am	Patrick DEMPSEY	4:12.275	16	13.614	194.5	Free Practice
32	50 Larbre Competition	Chevrolet Corvette C6-ZR1	LMGTE Am	Patrick BORNHAUSER	4:12.447	8	13.786	194.4	Qualifying Practice 1
33	67 IMSA Performance Matmut	Porsche 911 GT3 RSR	LMGTE Am	Patrice MILESI	4:12.813	13	14.152	194.1	Free Practice
34	76 IMSA Performance Matmut	Porsche 911 GT3 RSR	LMGTE Am	Christophe BOURRET	4:15.249	14	16.588	192.2	Free Practice
35	54 AF Corse	Ferrari 458 Italia	LMGTE Am	Jean-Marc BACHELIER	4:16.468	9	17.807	191.3	Free Practice
36	75 Prospeed Racing	Porsche 911 GT3 RSR	LMGTE Am	François PERRODO	4:16.477	15	17.816	191.3	Free Practice
37	70 Larbre Competition	Chevrolet Corvette C6-ZR1	LMGTE Am	Manuel RODRIGUES	4:17.068	4	18.407	190.9	Free Practice
38	67 IMSA Performance Matmut	Porsche 911 GT3 RSR	LMGTE Am	Pascal GIBON	4:17.276	15	18.615	190.7	Free Practice
39	61 AF Corse	Ferrari 458 Italia	LMGTE Am	Jack GERBER	4:17.564	10	18.903	190.5	Qualifying Practice 1
40	54 AF Corse	Ferrari 458 Italia	LMGTE Am	Howard BLANK	4:23.304	16	24.643	186.3	Free Practice
41	70 Larbre Competition	Chevrolet Corvette C6-ZR1	LMGTE Am	Cooper MacNEIL	4:27.150	11	28.489	183.7	Free Practice
42	96 Aston Martin Racing	Aston Martin Vantage V8	LMGTE Am	Roald GOETHE	4:33.466	10	34.805	179.4	Qualifying Practice 1

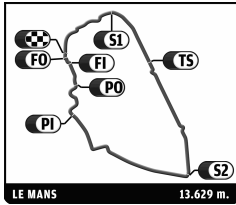
Published at: .....

Clerk of the course: Daniel Poissenot	FIA Race Director: Eduardo Freitas	Timekeeper: Christian Crucifix & Al Kamel
---------------------------------------	------------------------------------	---



# 24 HEURES DU MANS 90<sup>ANS</sup>

## 22-23 JUN 2013



FIA WEC  
81<sup>e</sup> Edition des 24 Heures du Mans  
Qualifying Practice 1

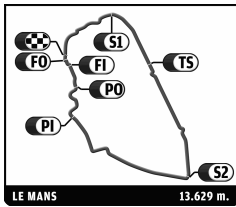
Night Session

Best Sector Times

SECTOR 1			SECTOR 2			SECTOR 3			Pos	Team	Cl	Ideal Lap	Best Lap
Pos	Driver	Time	Driver	Time	Driver	Time	Pos	Team					
1	2 L.DUVAL	31.986	2 L.DUVAL	1:19.184	2 L.DUVAL	1:31.179	1	2 Audi Sport Team Joest	LMP1	3'22.349	3:22.349	(1)	
2	1 A.LOTTERER	32.058	3 M.GENÉ	1:19.444	3 M.GENÉ	1:32.645	2	3 Audi Sport Team Joest	LMP1	3'24.341	3:24.341	(2)	
3	3 M.GENÉ	32.252	1 A.LOTTERER	1:19.872	1 A.LOTTERER	1:32.958	3	1 Audi Sport Team Joest	LMP1	3'24.888	3:25.474	(3)	
4	7 K.NAKAJIMA	32.710	7 K.NAKAJIMA	1:20.204	7 K.NAKAJIMA	1:33.606	4	7 Toyota Racing	LMP1	3'26.520	3:26.676	(4)	
5	12 N.HEIDFELD	32.798	12 N.HEIDFELD	1:21.376	8 S.SARRAZIN	1:34.943	5	12 Rebellion Racing	LMP1	3'29.693	3:30.423	(5)	
6	13 A.BELICCHI	33.106	8 A.DAVIDSON	1:21.391	12 N.HEIDFELD	1:35.519	6	8 Toyota Racing	LMP1	3'29.891	3:30.841	(6)	
7	8 A.DAVIDSON	33.557	13 A.BELICCHI	1:22.291	13 A.BELICCHI	1:36.014	7	13 Rebellion Racing	LMP1	3'31.411	3:32.167	(7)	
8	21 D.WATTS	33.835	21 D.WATTS	1:23.575	21 D.WATTS	1:38.743	8	21 Strakka Racing	LMP1	3'36.153	3:36.547	(8)	
9	26 J.MARTIN	34.061	43 F.MAILLEUX	1:25.919	26 J.MARTIN	1:38.987	9	26 G-Drive Racing	LMP2	3'39.053	3:39.535	(9)	
10	24 O.PLA	34.422	24 O.PLA	1:25.984	43 F.MAILLEUX	1:39.748	10	43 Morand Racing	LMP2	3'40.308	3:40.741	(10)	
11	25 S.NAKANO	34.474	26 J.MARTIN	1:26.005	25 S.NAKANO	1:40.067	11	24 OAK Racing	LMP2	3'40.780	3:40.780	(11)	
12	46 M.MARTIN	34.534	35 B.BAGUETTE	1:26.275	24 O.PLA	1:40.374	12	25 Delta-ADR	LMP2	3'40.925	3:40.925	(12)	
13	43 F.MAILLEUX	34.641	25 S.NAKANO	1:26.384	35 B.BAGUETTE	1:40.492	13	35 OAK Racing	LMP2	3'41.844	3:42.387	(13)	
14	49 P.KAFFER	34.650	46 M.MARTIN	1:26.590	46 M.MARTIN	1:40.946	14	46 Thiriet by TDS Racing	LMP2	3'42.070	3:43.494	(15)	
15	47 A.IMPERATORI	34.753	49 P.KAFFER	1:26.888	49 P.KAFFER	1:41.431	15	49 Pecom Racing	LMP2	3'42.969	3:43.420	(14)	
16	48 K.CHANDHOK	34.912	36 N.PANCIATICI	1:27.136	36 N.PANCIATICI	1:41.511	16	36 Signatech Alpine	LMP2	3'43.835	3:43.835	(16)	
17	38 O.TURVEY	34.928	47 A.IMPERATORI	1:27.191	38 L.LUHR	1:41.912	17	38 Jota Sport	LMP2	3'44.036	3:44.835	(18)	
18	35 B.BAGUETTE	35.077	38 L.LUHR	1:27.196	48 K.CHANDHOK	1:41.917	18	48 Murphy Prototypes	LMP2	3'44.274	3:44.538	(17)	
19	36 N.PANCIATICI	35.188	48 K.CHANDHOK	1:27.445	34 J.BLEEKEMOLEN	1:42.337	19	47 KCMG	LMP2	3'44.552	3:45.500	(20)	
20	34 J.BLEEKEMOLEN	35.257	34 J.BLEEKEMOLEN	1:27.514	47 A.IMPERATORI	1:42.608	20	34 Race Performance	LMP2	3'45.108	3:45.244	(19)	
21	33 R.BRISCOE	35.266	31 C.BOUCHUT	1:27.782	31 C.BOUCHUT	1:44.013	21	33 Level 5 Motorsports	LMP2	3'47.667	3:48.597	(23)	
22	42 M.KRUMM	35.530	33 R.BRISCOE	1:27.901	45 J.NICOLET	1:44.322	22	31 Lotus	LMP2	3'47.920	3:47.920	(21)	
23	45 J.NICOLET	35.627	28 F.GIROIX	1:28.142	42 M.KRUMM	1:44.461	23	45 OAK Racing	LMP2	3'48.196	3:48.196	(22)	
24	28 F.GIROIX	35.895	45 J.NICOLET	1:28.247	30 J.MOWLEM	1:44.473	24	42 Greaves Motorsport	LMP2	3'48.528	3:49.421	(25)	
25	30 J.MOWLEM	35.963	42 L.ORDÓÑEZ	1:28.537	33 R.BRISCOE	1:44.500	25	28 Gulf Racing Middle East	LMP2	3'49.096	3:49.096	(24)	
26	31 C.BOUCHUT	36.125	30 J.MOWLEM	1:29.011	28 F.GIROIX	1:45.059	26	30 HVM Status GP	LMP2	3'49.447	3:49.805	(26)	
27	40 T.DAGONEAU	36.539	39 O.PORTA	1:30.911	99 F.MAKOWIECKI	1:47.159	27	99 Aston Martin Racing	LMGTE Pro	3'55.279	3:55.658	(27)	
28	39 O.PORTA	36.577	91 P.PILET	1:31.195	97 S.MÜCKE	1:47.234	28	51 AF Corse	LMGTE Pro	3'55.590	3:55.909	(28)	
29	51 G.BRUNI	36.827	98 P.LAMY	1:31.199	51 G.BRUNI	1:47.442	29	97 Aston Martin Racing	LMGTE Pro	3'55.633	3:56.004	(29)	
30	91 P.PILET	36.872	97 S.MÜCKE	1:31.210	71 T.VILANDER	1:47.444	30	39 DKR Engineering	LMP2	3'55.707	3:56.905	(34)	
31	99 F.MAKOWIECKI	36.880	99 F.MAKOWIECKI	1:31.240	91 P.PILET	1:47.782	31	91 Porsche AG Team Manthey	LMGTE Pro	3'55.849	3:56.573	(33)	
32	98 P.LAMY	36.927	51 G.BRUNI	1:31.321	92 R.LIETZ	1:47.924	32	71 AF Corse	LMGTE Pro	3'55.909	3:56.471	(32)	
33	71 T.VILANDER	36.961	92 R.LIETZ	1:31.377	98 P.LAMY	1:48.181	33	98 Aston Martin Racing	LMGTE Pro	3'56.307	3:56.336	(30)	
34	92 R.LIETZ	37.156	40 T.DAGONEAU	1:31.471	39 O.PORTA	1:48.219	34	92 Porsche AG Team Manthey	LMGTE Pro	3'56.457	3:56.457	(31)	
35	97 S.MÜCKE	37.189	71 T.VILANDER	1:31.504	95 A.SIMONSEN	1:48.434	35	40 Boutsen Ginion Racing	LMP2	3'57.139	3:57.139	(35)	
36	74 O.GAVIN	37.613	88 P.RUBERTI	1:31.865	40 T.DAGONEAU	1:49.129	36	95 Aston Martin Racing	LMGTE Am	3'58.381	3:58.661	(36)	
37	88 P.RUBERTI	37.645	95 A.SIMONSEN	1:32.201	88 P.RUBERTI	1:49.130	37	88 Proton Competition	LMGTE Am	3'58.640	3:59.246	(37)	
38	73 A.GARCIA	37.645	96 J.CAMPBELL-WALTER	1:32.325	73 A.GARCIA	1:49.181	38	73 Corvette Racing	LMGTE Pro	3'59.526	3:59.526	(38)	
39	95 A.SIMONSEN	37.746	74 O.GAVIN	1:32.494	74 O.GAVIN	1:49.753	39	74 Corvette Racing	LMGTE Pro	3'59.860	3:59.860	(39)	
40	67 W.HENZLER	37.825	67 W.HENZLER	1:32.640	67 W.HENZLER	1:50.038	40	67 IMSA Performance Matmut	LMGTE Am	4'00.503	4:00.503	(40)	
41	96 J.CAMPBELL-WALTER	37.883	55 D.O'YOUNG	1:32.691	76 J.VERNAY	1:50.475	41	96 Aston Martin Racing	LMGTE Am	4'00.740	4:01.035	(41)	
42	93 J.BOMARITO	38.023	73 A.GARCIA	1:32.700	96 J.CAMPBELL-WALTER	1:50.532	42	76 IMSA Performance Matmut	LMGTE Am	4'01.622	4:01.713	(42)	
43	76 J.VERNAY	38.031	61 M.CIOCI	1:32.703	53 M.GOOSENS	1:51.070	43	55 AF Corse	LMGTE Am	4'02.567	4:03.966	(47)	
44	61 M.CIOCI	38.131	76 J.VERNAY	1:33.116	93 J.BOMARITO	1:51.081	44	61 AF Corse	LMGTE Am	4'02.625	4:02.815	(43)	
45	70 P.DUMAS	38.178	77 P.LONG	1:33.527	55 D.O'YOUNG	1:51.413	45	93 SRT Motorsports	LMGTE Pro	4'02.826	4:03.461	(46)	
46	53 M.GOOSENS	38.230	53 D.FARNBACHER	1:33.600	77 P.LONG	1:51.459	46	53 SRT Motorsports	LMGTE Pro	4'02.900	4:03.127	(44)	
47	50 J.CANAL	38.250	93 J.BOMARITO	1:33.722	70 P.DUMAS	1:51.492	47	77 Dempsey Del Piero-Proton	LMGTE Am	4'03.378	4:03.378	(45)	
48	77 P.LONG	38.392	81 J.BRIGHT	1:34.429	50 J.CANAL	1:51.494	48	70 Larbre Competition	LMGTE Am	4'04.312	4:04.512	(48)	
49	55 D.O'YOUNG	38.463	70 P.DUMAS	1:34.642	61 M.CIOCI	1:51.791	49	50 Larbre Competition	LMGTE Am	4'04.601	4:04.873	(49)	
50	81 J.BRIGHT	38.846	50 J.CANAL	1:34.857	81 V.POTUQUICCHIO	1:53.179	50	81 8 Star Motorsports	LMGTE Am	4'06.454	4:07.625	(50)	
51	54 Y.MALLEGOL	39.369	75 S.CRUBILE	1:34.940	54 Y.MALLEGOL	1:53.949	51	54 AF Corse	LMGTE Am	4'08.923	4:09.064	(51)	
52	75 S.CRUBILE	40.114	54 Y.MALLEGOL	1:35.605	75 S.CRUBILE	1:55.812	52	75 Prospeed Racing	LMGTE Am	4'10.866	4:11.719	(52)	



# 24 HEURES DU MANS 90<sup>ANS</sup> 22-23 JUIN 2013



**FIA WEC**  
81<sup>e</sup> Edition des 24 Heures du Mans  
Qualifying Practice 1

**Night Session**

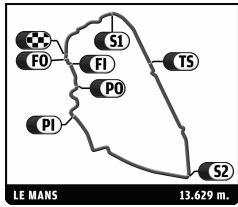
Best Sector Times

SECTOR 1			SECTOR 2			SECTOR 3			Pos	Team	Cl	Ideal Lap	Best Lap
Pos	Driver	Time	Driver	Time	Driver	Time							



# 24 HEURES DU MANS 90 ANS

## 22-23 JUN 2013



**FIA WEC**  
81<sup>e</sup> Edition des 24 Heures du Mans  
Qualifying Practice 1

**Night Session**

Best Specific Sectors

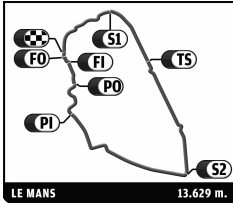
Pos	T6		T7		PORSCHE		FORD		T6+ T7	
	Driver	Time Kph	Driver	Time Kph	Driver	Time Kph	Driver	Time Kph	Driver	Time Kph
1	2 L. DUVAL	3.145 177,2	1 B. TRÉLUYER	3.658 240,3	2 L. DUVAL	15.178 267,5	2 L. DUVAL	5.430 171,4	1 A.LOTTERER	6.840 210,0
2	7 K. NAKAJIMA	3.156 176,6	3 M. GENÉ	3.691 238,2	1 B. TRÉLUYER	15.624 259,9	1 B. TRÉLUYER	5.487 169,6	2 L.DUVAL	6.856 209,5
3	1 B. TRÉLUYER	3.182 175,1	2 L. DUVAL	3.701 237,3	3 M. GENÉ	15.629 259,8	13 A. BELICCHI	5.555 167,6	7 N.LAPIERRE	6.867 209,2
4	3 M. GENÉ	3.219 173,1	7 K. NAKAJIMA	3.709 237,0	7 K. NAKAJIMA	15.756 257,7	7 K. NAKAJIMA	5.572 167,0	3 M.GENÉ	6.942 206,9
5	8 S. SARRAZIN	3.233 172,4	8 S. SARRAZIN	3.728 235,8	12 N. HEIDFELD	15.856 256,1	12 N. HEIDFELD	5.574 167,0	8 A.DAVIDSON	6.961 206,3
6	12 N. HEIDFELD	3.384 164,7	12 N. HEIDFELD	3.892 225,9	8 S. SARRAZIN	16.098 252,2	3 M. GENÉ	5.577 166,9	12 N.HEIDFELD	7.282 197,3
7	13 A. BELICCHI	3.387 164,5	13 A. BELICCHI	3.907 225,0	13 A. BELICCHI	16.344 248,4	8 S. SARRAZIN	5.730 162,4	13 A.BELICCHI	7.294 196,9
8	43 F. MAILLEUX	3.402 163,8	21 D. WATTS	3.918 224,4	43 F. MAILLEUX	16.992 238,9	26 J. MARTIN	5.755 161,7	21 D.WATTS	7.359 195,2
9	26 J. MARTIN	3.408 163,5	25 S. NAKANO	4.015 219,0	26 J. MARTIN	17.107 237,3	21 D. WATTS	5.866 158,7	25 S.NAKANO	7.424 193,5
10	25 S. NAKANO	3.409 163,5	26 J. MARTIN	4.017 218,8	25 S. NAKANO	17.252 235,3	51 G. BRUNI	5.914 157,4	26 J.MARTIN	7.425 193,5
11	46 M. MARTIN	3.435 162,2	24 O. PLA	4.022 218,6	21 D. WATTS	17.259 235,2	25 S. NAKANO	5.940 156,7	43 F.MAILLEUX	7.440 193,1
12	21 D. WATTS	3.441 162,0	43 F. MAILLEUX	4.037 217,8	46 M. MARTIN	17.430 232,9	71 T. VILANDER	5.981 155,6	24 O.PLA	7.476 192,1
13	24 O. PLA	3.443 161,9	46 M. MARTIN	4.042 217,5	49 P. KAFFER	17.510 231,9	43 F. MAILLEUX	5.996 155,2	46 M.MARTIN	7.477 192,1
14	35 B. BAGUETTE	3.480 160,1	35 B. BAGUETTE	4.058 216,6	35 B. BAGUETTE	17.518 231,8	24 O. PLA	6.011 154,8	36 N.PANCIATICI	7.555 190,1
15	51 G. BRUNI	3.487 159,8	49 P. KAFFER	4.061 216,5	24 O. PLA	17.699 229,4	99 R. BELL	6.034 154,3	35 R.GONZALEZ	7.558 190,1
16	36 N. PANCIATICI	3.491 159,6	36 N. PANCIATICI	4.064 216,3	36 N. PANCIATICI	17.737 228,9	49 P. KAFFER	6.045 154,0	28 F.GIROIX	7.583 189,4
17	28 F. GIROIX	3.500 159,2	47 A. IMPERATORI	4.075 215,7	34 J. BLEEKEMOLEN	17.952 226,2	38 S. DOLAN	6.060 153,6	49 N.MINASSIAN	7.586 189,3
18	49 P. KAFFER	3.507 158,9	48 M. PATTERSON	4.075 215,7	38 S. DOLAN	17.967 226,0	97 S. MÜCKE	6.086 152,9	48 K.CHANDHOK	7.589 189,3
19	71 T. VILANDER	3.508 158,9	38 S. DOLAN	4.076 215,7	48 M. PATTERSON	17.984 225,8	92 R. LIETZ	6.112 152,3	38 O.TURVEY	7.626 188,4
20	48 M. PATTERSON	3.514 158,6	28 F. GIROIX	4.083 215,3	42 J. MARENBERG	18.146 223,7	91 P. PILET	6.115 152,2	47 M.HOWSON	7.628 188,3
21	34 J. BLEEKEMOLEN	3.540 157,4	45 J. NICOLET	4.086 215,2	47 A. IMPERATORI	18.183 223,3	88 P. RUBERTI	6.133 151,8	45 J.NICOLET	7.634 188,2
22	45 J. NICOLET	3.548 157,1	31 K. WEEDA	4.094 214,7	33 S. TUCKER	18.463 219,9	36 N. PANCIATICI	6.138 151,6	34 M.FREY	7.664 187,4
23	38 S. DOLAN	3.549 157,0	34 J. BLEEKEMOLEN	4.106 214,1	30 J. MOWLEM	18.540 219,0	46 M. MARTIN	6.140 151,6	31 C.BOUCHUT	7.685 186,9
24	47 A. IMPERATORI	3.553 156,8	42 J. MARENBERG	4.110 213,9	45 J. NICOLET	18.879 215,1	95 A. SIMONSEN	6.157 151,2	42 M.KRUMM	7.686 186,9
25	30 J. MOWLEM	3.560 156,5	33 S. TUCKER	4.113 213,7	28 F. GIROIX	18.906 214,7	61 J. GERBER	6.183 150,5	30 J.MOWLEM	7.695 186,7
26	42 J. MARENBERG	3.574 155,9	30 J. MOWLEM	4.135 212,6	31 K. WEEDA	18.959 214,1	35 B. BAGUETTE	6.192 150,3	33 R.BRISCOE	7.724 186,0
27	99 R. BELL	3.581 155,6	40 T. DAGONEAU	4.187 210,0	39 O. PORTA	19.426 209,0	31 K. WEEDA	6.195 150,2	81 K.BRUNI	7.729 185,8
28	88 P. RUBERTI	3.586 155,4	39 O. PORTA	4.218 208,4	40 T. DAGONEAU	19.599 207,2	98 P. LAMY	6.244 149,1	71 T.VILANDER	7.757 185,2
29	91 P. PILET	3.588 155,3	51 G. BRUNI	4.242 207,2	99 R. BELL	19.634 206,8	33 S. TUCKER	6.275 148,3	99 F.MAKOWIECKI	7.833 183,4
30	31 K. WEEDA	3.591 155,2	71 T. VILANDER	4.249 206,9	97 S. MÜCKE	19.691 206,2	42 J. MARENBERG	6.309 147,5	91 P.PILET	7.845 183,1
31	33 S. TUCKER	3.602 154,7	99 R. BELL	4.252 206,8	98 P. LAMY	19.856 204,5	73 A. GARCIA	6.315 147,4	88 P.RUBERTI	7.850 183,0
32	67 W. HENZLER	3.655 152,5	91 P. PILET	4.257 206,5	95 A. SIMONSEN	20.135 201,6	34 J. BLEEKEMOLEN	6.334 146,9	95 A.SIMONSEN	7.941 180,9
33	95 A. SIMONSEN	3.658 152,3	88 P. RUBERTI	4.264 206,2	71 T. VILANDER	20.156 201,4	76 J. VERNAY	6.339 146,8	39 O.PORTA	7.946 180,8
34	77 P. LONG	3.660 152,3	95 A. SIMONSEN	4.283 205,3	73 A. GARCIA	20.243 200,6	74 O. GAVIN	6.341 146,8	97 S.MÜCKE	7.958 180,5
35	97 S. MÜCKE	3.669 151,9	97 S. MÜCKE	4.288 205,0	96 J. CAMPBELL-WALTER	20.334 199,7	30 J. MOWLEM	6.350 146,6	98 P.LAMY	7.967 180,3
36	98 P. LAMY	3.673 151,7	92 R. LIETZ	4.289 205,0	51 G. BRUNI	20.337 199,6	48 M. PATTERSON	6.390 145,7	67 W.HENZLER	7.969 180,2
37	92 R. LIETZ	3.680 151,4	96 J. CAMPBELL-WALTER	4.292 204,8	74 O. GAVIN	20.343 199,6	70 P. DUMAS	6.391 145,6	92 R.LIETZ	7.972 180,2
38	74 O. GAVIN	3.681 151,4	98 P. LAMY	4.294 204,7	92 R. LIETZ	20.445 198,6	28 F. GIROIX	6.394 145,6	96 J.CAMPBELL-WALTER	7.984 179,9
39	96 J. CAMPBELL-WALTER	3.692 150,9	67 W. HENZLER	4.314 203,8	91 P. PILET	20.458 198,5	77 P. LONG	6.437 144,6	77 P.LONG	7.994 179,7
40	61 J. GERBER	3.699 150,7	77 P. LONG	4.334 202,8	53 R. DALZIEL	20.728 195,9	47 A. IMPERATORI	6.443 144,5	74 O.GAVIN	8.041 178,6
41	73 A. GARCIA	3.708 150,3	73 A. GARCIA	4.358 201,7	93 J. BOMARITO	20.803 195,2	96 J. CAMPBELL-WALTER	6.469 143,9	40 M.DOWNS	8.041 178,6
42	53 R. DALZIEL	3.711 150,2	74 O. GAVIN	4.360 201,6	88 P. RUBERTI	20.894 194,3	53 R. DALZIEL	6.478 143,7	61 M.CIOCI	8.062 178,2
43	76 J. VERNAY	3.726 149,6	61 J. GERBER	4.360 201,6	50 J. CANAL	20.903 194,2	50 J. CANAL	6.542 142,3	73 A.GARCIA	8.066 178,1
44	39 O. PORTA	3.728 149,5	53 R. DALZIEL	4.366 201,4	67 W. HENZLER	20.922 194,1	93 J. BOMARITO	6.556 142,0	53 R.DALZIEL	8.090 177,6
45	55 D. O'YOUNG	3.746 148,8	76 J. VERNAY	4.371 201,1	61 J. GERBER	21.015 193,2	67 W. HENZLER	6.558 141,9	76 J.VERNAY	8.097 177,4
46	50 J. CANAL	3.762 148,1	55 D. O'YOUNG	4.373 201,0	70 P. DUMAS	21.064 192,7	45 J. NICOLET	6.587 141,3	55 D.O'YOUNG	8.119 176,9
47	93 J. BOMARITO	3.766 148,0	93 J. BOMARITO	4.399 199,8	76 J. VERNAY	21.091 192,5	81 V. POTOLICCHIO	6.647 140,0	50 J.CANAL	8.176 175,7
48	81 V. POTOLICCHIO	3.775 147,6	50 J. CANAL	4.402 199,7	55 D. O'YOUNG	21.165 191,8	54 Y. MALLEGGOL	6.840 136,1	81 V.POTOLICCHIO	8.179 175,6
49	70 P. DUMAS	3.814 146,1	81 V. POTOLICCHIO	4.404 199,6	77 P. LONG	21.836 185,9	55 D. O'YOUNG	6.886 135,2	93 J.BOMARITO	8.183 175,5
50	40 T. DAGONEAU	3.854 144,6	70 P. DUMAS	4.420 198,9	54 J. BACHELIER	22.025 184,3	39 O. PORTA	6.890 135,1	70 P.DUMAS	8.234 174,4
51	75 S. CRUBILE	3.879 143,7	75 S. CRUBILE	4.426 198,6	81 V. POTOLICCHIO	22.035 184,2	40 T. DAGONEAU	7.109 130,9	75 S.CRUBILE	8.305 173,0
52	54 Y. MALLEGGOL	3.977 140,1	54 Y. MALLEGGOL	4.491 195,8	75 S. CRUBILE	22.708 178,8	75 S. CRUBILE	7.269 128,0	54 Y.MALLEGGOL	8.470 169,6
53					32 T. HOLZER	23.013 176,4				





# 24 HEURES DU MANS 90 ANS

## 22-23 JUIN 2013



### FIA WEC

### 81<sup>e</sup> Edition des 24 Heures du Mans Qualifying Practice 1

Night Session

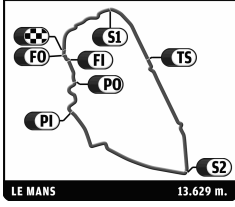
### Best Top Speeds

Team	Car	Class	Top Speed Driver	Top 1		Top 2		Top 3		Top 4		Top 5		Avg
				Kph	Lap	Kph	Lap	Kph	Lap	Kph	Lap	Kph	Lap	
1 Audi Sport Team Joest	Audi R18 e-tron quattro	LMP1	A. LOTTERER	324.9	8	322.9	10	322.9	7	322.0	9	322.0	12	322,9
2 Audi Sport Team Joest	Audi R18 e-tron quattro	LMP1	L. DUVAL	324.9	5	323.9	4	322.9	17	322.9	10	322.9	9	323,5
3 Audi Sport Team Joest	Audi R18 e-tron quattro	LMP1	M. GENÉ	322.9	9	322.0	13	322.0	16	322.0	8	322.0	4	322,2
7 Toyota Racing	Toyota TS030 - Hybrid	LMP1	N. LAPIERRE	322.9	15	322.9	4	322.9	5	321.0	17	321.0	16	322,1
8 Toyota Racing	Toyota TS030 - Hybrid	LMP1	A. DAVIDSON	322.0	10	321.0	2	321.0	4	321.0	5	321.0	9	321,2
21 Strakka Racing	HPD ARX 03c - Honda	LMP1	D. WATTS	315.4	3	313.6	4	312.7	2	312.7	5	311.8	8	313,2
13 Rebellion Racing	Lola B12/60 Coupé - Toyota	LMP1	A. BELICCHI	312.7	9	310.9	4	310.0	12	310.0	3	309.1	15	310,5
12 Rebellion Racing	Lola B12/60 Coupé - Toyota	LMP1	N. HEIDFELD	309.1	4	309.1	5	307.3	9	307.3	14	307.3	12	308,0
31 Lotus	Lotus T128	LMP2	K. WEEDA	303.9	3	301.3	7	301.3	4	301.3	5	300.5	9	301,7
43 Morand Racing	Morgan - Judd	LMP2	F. MAILLEUX	300.5	6	297.2	5	296.4	13	296.4	12	296.4	2	297,4
47 KCMG	Morgan - Nissan	LMP2	M. HOWSON	299.7	9	299.7	4	298.8	10	297.2	3	297.2	6	298,5
34 Race Performance	Oreca 03 - Judd	LMP2	M. FREY	299.7	9	297.2	8	295.6	10	294.8	11	294.8	2	296,4
24 OAK Racing	Morgan - Nissan	LMP2	A. BRUNDLE	299.7	10	299.7	5	298.0	2	297.2	12	297.2	8	298,4
35 OAK Racing	Morgan - Nissan	LMP2	M. PLOWMAN	298.8	8	298.8	7	298.0	2	298.0	9	296.4	3	298,0
33 Level 5 Motorsports	HPD ARX 03b - Honda	LMP2	R. BRISCOE	298.8	9	296.4	11	295.6	3	295.6	5	294.8	8	296,2
45 OAK Racing	Morgan - Nissan	LMP2	J. MERLIN	297.2	8	294.8	2	294.0	5	293.2	13	293.2	14	294,5
36 Signatech Alpine	Alpine - Nissan	LMP2	T. GOMMENDY	297.2	10	294.0	9	294.0	12	292.4	13	292.4	16	294,0
48 Murphy Prototypes	Oreca 03 - Nissan	LMP2	K. CHANDHOK	296.4	12	295.6	8	294.8	14	294.8	7	294.0	3	295,1
28 Gulf Racing Middle East	Lola B12/80 Coupé - Nissan	LMP2	P. HAEZEBROUCK	295.6	8	294.8	3	294.8	5	294.0	2	294.0	11	294,6
25 Delta-ADR	Oreca 03 - Nissan	LMP2	S. NAKANO	295.6	3	295.6	13	294.8	8	294.8	4	294.8	5	295,1
26 G-Drive Racing	Oreca 03 - Nissan	LMP2	M. CONWAY	294.8	8	294.0	4	294.0	12	293.2	10	293.2	2	293,8
38 Jota Sport	Zytek Z11SN - Nissan	LMP2	O. TURVEY	294.0	14	293.2	8	293.2	13	292.4	6	291.6	9	292,9
49 Pecom Racing	Oreca 03 - Nissan	LMP2	N. MINASSIAN	294.0	10	291.6	6	291.6	4	291.6	5	291.6	7	292,1
30 HVM Status GP	Lola B12/80 Coupé - Judd	LMP2	J. MOWLEM	294.0	4	294.0	5	288.5	11	288.5	3	286.9	2	290,4
92 Porsche AG Team Manthey	Porsche 911 RSR	LMGTE Pro	R. LIETZ	293.2	6	292.4	7	292.4	11	290.8	9	290.8	8	291,9
42 Greaves Motorsport	Zytek Z11SN - Nissan	LMP2	J. HADENBOROUGH	292.4	4	291.6	15	291.6	10	290.0	2	290.0	14	291,1
95 Aston Martin Racing	Aston Martin Vantage V8	LMGTE Am	K. POULSEN	292.4	8	289.3	4	289.3	13	288.5	3	288.5	10	289,6
46 Thiriet by TDS Racing	Oreca 03 - Nissan	LMP2	M. MARTIN	292.4	5	292.4	4	291.6	12	291.6	7	290.8	10	291,8
71 AF Corse	Ferrari 458 Italia	LMGTE Pro	T. VILANDER	292.4	2	291.6	4	290.8	7	288.5	15	288.5	8	290,4
88 Proton Competition	Porsche 911 GT3 RSR	LMGTE Am	P. RUBERTI	292.4	3	291.6	2	290.0	8	289.3	4	288.5	9	290,4
91 Porsche AG Team Manthey	Porsche 911 RSR	LMGTE Pro	P. PILET	290.0	7	290.0	2	289.3	4	289.3	8	288.5	5	289,4
61 AF Corse	Ferrari 458 Italia	LMGTE Am	M. CIOCI	290.0	11	287.7	8	286.9	7	284.7	10	283.9	5	286,6
75 Prospeed Racing	Porsche 911 GT3 RSR	LMGTE Am	F. FERRODO	289.3	8	285.4	10	285.4	2	285.4	4	284.7	7	286,0
51 AF Corse	Ferrari 458 Italia	LMGTE Pro	G. FISICHELLA	289.3	8	288.5	9	288.5	12	288.5	14	287.7	10	288,5
40 Boutsen Ginion Racing	Oreca 03 - Nissan	LMP2	T. DAGONEAU	289.3	2	286.2	11	286.2	4	286.2	8	285.4	5	286,7
97 Aston Martin Racing	Aston Martin Vantage V8	LMGTE Pro	S. MÜCKE	288.5	3	285.4	4	285.4	14	284.7	5	283.2	13	285,4
39 DKR Engineering	Lola B11/40 - Judd	LMP2	R. BRANDELA	287.7	10	286.2	6	284.7	4	284.7	5	283.9	9	285,4
99 Aston Martin Racing	Aston Martin Vantage V8	LMGTE Pro	B. SENNA	287.7	13	287.7	7	284.7	10	284.7	9	283.9	12	285,7
55 AF Corse	Ferrari 458 Italia	LMGTE Am	D. O'YOUNG	286.9	4	283.2	9	282.5	8	281.7	2	281.7	3	283,2
98 Aston Martin Racing	Aston Martin Vantage V8	LMGTE Pro	P. LAMY	286.9	3	284.7	9	283.9	5	282.5	2	282.5	4	284,1
96 Aston Martin Racing	Aston Martin Vantage V8	LMGTE Am	J. CAMPBELL-WALTER	286.2	4	285.4	3	285.4	5	284.7	2	280.3	12	284,4
67 IMSA Performance Matmut	Porsche 911 GT3 RSR	LMGTE Am	W. HENZLER	286.2	4	286.2	13	285.4	3	284.7	2	283.2	1	285,1
81 8 Star Motorsports	Ferrari 458 Italia	LMGTE Am	V. POTOLICCHIO	285.4	3	283.9	7	283.2	13	282.5	2	282.5	11	283,5
74 Corvette Racing	Chevrolet Corvette C6-ZR1	LMGTE Pro	O. GAVIN	284.7	2	283.2	7	282.5	3	282.5	4	282.5	6	283,1
77 Dempsey Del Piero-Proton	Porsche 911 GT3 RSR	LMGTE Am	P. LONG	283.9	4	283.2	11	283.2	5	282.5	3	280.3	9	282,6
73 Corvette Racing	Chevrolet Corvette C6-ZR1	LMGTE Pro	A. GARCIA	283.9	4	282.5	12	281.7	3	281.0	8	280.3	7	281,9
53 SRT Motorsports	Viper GTS-R	LMGTE Pro	R. DALZIEL	283.9	3	281.7	2	279.5	14	279.5	13	279.5	9	280,8
54 AF Corse	Ferrari 458 Italia	LMGTE Am	Y. MALLEGOL	283.2	6	282.5	4	281.7	3	281.7	7	281.0	5	282,0
76 IMSA Performance Matmut	Porsche 911 GT3 RSR	LMGTE Am	J. VERNAY	283.2	3	281.7	9	281.7	4	279.5	13	279.5	7	281,1
93 SRT Motorsports	Viper GTS-R	LMGTE Pro	J. BOMARITO	281.0	6	280.3	9	280.3	8	279.5	11	278.8	5	280,0
70 Larbre Competition	Chevrolet Corvette C6-ZR1	LMGTE Am	P. DUMAS	280.3	4	280.3	5	278.1	3	276.7	1	224.9	2	268,1



# 24 HEURES DU MANS 90 ANS

## 22-23 JUIN 2013



### FIA WEC

81<sup>e</sup> Edition des 24 Heures du Mans  
Qualifying Practice 1

**Night Session**

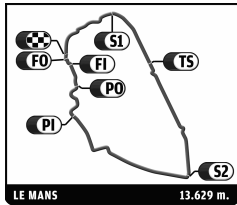
### Best Top Speeds

Team	Car	Class	Top Speed Driver	Top 1		Top 2		Top 3		Top 4		Top 5		Avg
				Kph	Lap	Kph	Lap	Kph	Lap	Kph	Lap	Kph	Lap	
50 Larbre Competition	Chevrolet Corvette C6-ZR1	LMGTE Am	J. CANAL	277.4	6	276.7	2	275.3	7	275.3	3	274.6	5	275,9
32 Lotus	Lotus T128	LMP2	T. HOLZER	237.8	1									237,8
41 Greaves Motorsport	Zytek Z11SN - Nissan	LMP2												
66 JMW Motorsport	Ferrari 458 Italia	LMGTE Pro												
57 Krohn Racing	Ferrari 458 Italia	LMGTE Am												



# 24 HEURES DU MANS 90<sup>ANS</sup>

## 22-23 JUN 2013



### FIA WEC

81<sup>e</sup> Edition des 24 Heures du Mans  
After Qualifying Practice 1

Night Session

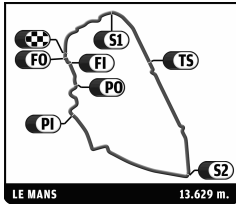
Event maximum speed

Team	Car	Class	Driver	Top Speed	Lap	Session
1 Audi Sport Team Joest	Audi R18 e-tron quattro	LMP1	André LOTTERER	324.9	7	Free Practice
2 Audi Sport Team Joest	Audi R18 e-tron quattro	LMP1	Loïc DUVAL	324.9	5	Qualifying Practice 1
3 Audi Sport Team Joest	Audi R18 e-tron quattro	LMP1	Marc GENÉ	323.9	24	Free Practice
7 Toyota Racing	Toyota TS030 - Hybrid	LMP1	Kazuki NAKAJIMA	322.9	35	Free Practice
8 Toyota Racing	Toyota TS030 - Hybrid	LMP1	Anthony DAVIDSON	322.0	10	Qualifying Practice 1
21 Strakka Racing	HPD ARX 03c - Honda	LMP1	Danny WATTS	315.4	3	Qualifying Practice 1
13 Rebellion Racing	Lola B12/60 Coupé - Toyota	LMP1	Andrea BELICCHI	312.7	9	Qualifying Practice 1
12 Rebellion Racing	Lola B12/60 Coupé - Toyota	LMP1	Nick HEIDFELD	310.9	27	Free Practice
31 Lotus	Lotus T128	LMP2	Kevin WEEDA	303.9	3	Qualifying Practice 1
24 OAK Racing	Morgan - Nissan	LMP2	David HEINEMIER HANSSON	301.3	17	Free Practice
43 Morand Racing	Morgan - Judd	LMP2	Franck MAILLEUX	300.5	6	Qualifying Practice 1
34 Race Performance	Oreca 03 - Judd	LMP2	Michel FREY	299.7	9	Qualifying Practice 1
47 KCMG	Morgan - Nissan	LMP2	Alexandre IMPERATORI	299.7	4	Qualifying Practice 1
33 Level 5 Motorsports	HPD ARX 03b - Honda	LMP2	Ryan BRISCOE	298.8	9	Qualifying Practice 1
35 OAK Racing	Morgan - Nissan	LMP2	Martin PLOWMAN	298.8	7	Qualifying Practice 1
25 Delta-ADR	Oreca 03 - Nissan	LMP2	Tor GRAVES	298.0	26	Free Practice
26 G-Drive Racing	Oreca 03 - Nissan	LMP2	John MARTIN	297.2	34	Free Practice
36 Signatech Alpine	Alpine - Nissan	LMP2	Tristan GOMMENDY	297.2	10	Qualifying Practice 1
45 OAK Racing	Morgan - Nissan	LMP2	Jean-Marc MERLIN	297.2	8	Qualifying Practice 1
48 Murphy Prototypes	Oreca 03 - Nissan	LMP2	Karun CHANDHOK	296.4	12	Qualifying Practice 1
49 Pecom Racing	Oreca 03 - Nissan	LMP2	Nicolas MINASSIAN	296.4	29	Free Practice
28 Gulf Racing Middle East	Lola B12/80 Coupé - Nissan	LMP2	Philippe HAEZEBROUCK	295.6	16	Free Practice
38 Jota Sport	Zytek Z11SN - Nissan	LMP2	Lucas LUHR	295.6	17	Free Practice
46 Thiriet by TDS Racing	Oreca 03 - Nissan	LMP2	Maxime MARTIN	294.8	23	Free Practice
30 HVM Status GP	Lola B12/80 Coupé - Judd	LMP2	Johnny MOWLEM	294.0	4	Qualifying Practice 1
92 Porsche AG Team Manthey	Porsche 911 RSR	LMGTE Pro	Richard LIETZ	293.2	6	Qualifying Practice 1
42 Greaves Motorsport	Zytek Z11SN - Nissan	LMP2	Jann MARDENBOROUGH	292.4	4	Qualifying Practice 1
71 AF Corse	Ferrari 458 Italia	LMGTE Pro	Toni VILANDER	292.4	2	Qualifying Practice 1
88 Proton Competition	Porsche 911 GT3 RSR	LMGTE Am	Paolo RUBERTI	292.4	3	Qualifying Practice 1
95 Aston Martin Racing	Aston Martin Vantage V8	LMGTE Am	Kristian POULSEN	292.4	8	Qualifying Practice 1
51 AF Corse	Ferrari 458 Italia	LMGTE Pro	Matteo MALUCELLI	291.6	15	Free Practice
91 Porsche AG Team Manthey	Porsche 911 RSR	LMGTE Pro	Timo BERNHARD	290.8	18	Free Practice
61 AF Corse	Ferrari 458 Italia	LMGTE Am	Marco CIOCI	290.0	11	Qualifying Practice 1
40 Boutsen Ginion Racing	Oreca 03 - Nissan	LMP2	Thomas DAGONEAU	289.3	2	Qualifying Practice 1
66 JMW Motorsport	Ferrari 458 Italia	LMGTE Pro	Khaled AL QUBAISI	289.3	5	Free Practice
57 Krohn Racing	Ferrari 458 Italia	LMGTE Am	Tracy KROHN	289.3	25	Free Practice
75 Prospeed Racing	Porsche 911 GT3 RSR	LMGTE Am	François PERRODO	289.3	8	Qualifying Practice 1
41 Greaves Motorsport	Zytek Z11SN - Nissan	LMP2	Eric LUX	288.5	4	Free Practice
97 Aston Martin Racing	Aston Martin Vantage V8	LMGTE Pro	Stefan MÜCKE	288.5	3	Qualifying Practice 1
39 DKR Engineering	Lola B11/40 - Judd	LMP2	Romain BRANDELA	287.7	10	Qualifying Practice 1
99 Aston Martin Racing	Aston Martin Vantage V8	LMGTE Pro	Frédéric MAKOWIECKI	287.7	7	Qualifying Practice 1
98 Aston Martin Racing	Aston Martin Vantage V8	LMGTE Pro	Pedro LAMY	286.9	3	Qualifying Practice 1
55 AF Corse	Ferrari 458 Italia	LMGTE Am	Darryl O'YOUNG	286.9	4	Qualifying Practice 1
67 IMSA Performance Matmut	Porsche 911 GT3 RSR	LMGTE Am	Wolf HENZLER	286.2	4	Qualifying Practice 1
96 Aston Martin Racing	Aston Martin Vantage V8	LMGTE Am	Jamie CAMPBELL-WALTER	286.2	4	Qualifying Practice 1
77 Dempsey Del Piero-Proton	Porsche 911 GT3 RSR	LMGTE Am	Patrick DEMPSEY	285.4	20	Free Practice
81 8 Star Motorsports	Ferrari 458 Italia	LMGTE Am	Vicente POTOLICCHIO	285.4	3	Qualifying Practice 1
74 Corvette Racing	Chevrolet Corvette C6-ZR1	LMGTE Pro	Oliver GAVIN	284.7	2	Qualifying Practice 1
53 SRT Motorsports	Viper GTS-R	LMGTE Pro	Dominik FARNBACHER	283.9	5	Free Practice
73 Corvette Racing	Chevrolet Corvette C6-ZR1	LMGTE Pro	Antonio GARCIA	283.9	4	Qualifying Practice 1
54 AF Corse	Ferrari 458 Italia	LMGTE Am	Yannick MALLEGOL	283.9	4	Free Practice
76 IMSA Performance Matmut	Porsche 911 GT3 RSR	LMGTE Am	Jean-Karl VERNAY	283.2	3	Qualifying Practice 1
70 Larbre Competition	Chevrolet Corvette C6-ZR1	LMGTE Am	Philippe DUMAS	282.5	6	Free Practice
93 SRT Motorsports	Viper GTS-R	LMGTE Pro	Jonathan BOMARTO	281.0	6	Qualifying Practice 1
50 Larbre Competition	Chevrolet Corvette C6-ZR1	LMGTE Am	Julien CANAL	277.4	26	Free Practice
32 Lotus	Lotus T128	LMP2	Thomas HOLZER	237.8	1	Qualifying Practice 1



# 24 HEURES DU MANS 90 ANS

22-23 JUIN 2013



## FIA WEC

81<sup>e</sup> Edition des 24 Heures du Mans  
Qualifying Practice 1

Night Session

### Fastest Lap Sequence

Practice Time	Team	Car	Class	Driver	Time	Kph	Lap
7:20.085	2 Audi Sport Team Joest	Audi R18 e-tron quattro	LMP1	Loïc DUVAL	3:23.169	241.5	2
10:42.434	2 Audi Sport Team Joest	Audi R18 e-tron quattro	LMP1	Loïc DUVAL	3:22.349	242.5	3





# 24 HEURES DU MANS 90<sup>ANS</sup>

## 22-23 JUN 2013



### FIA WEC

#### 81<sup>e</sup> Edition des 24 Heures du Mans

#### Qualifying Practice 1

**Night Session**

### Sector Analysis

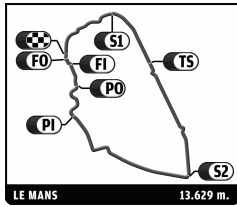
■ Personal Best ■ Session Best B Crossing the finish line in pit lane

Lap	D	Time	Sector 1	Sector 2	Sector 3	T6	T7	Porsche	Ford	T. Spd	Hour	Elapsed	
<b>1</b>	<b>Audi Sport Team Joest</b>		1.André LOTTERER 3.Benoit TRÉLUYER		Audi R18 e-tron quattro LMP1								
	2.Marcel FÄSSLER												
	1	3	4:12.775	1:03.357	1:28.933	1:40.485	3.252		18.176	6.390	301.3	22:04	4:12.775
	2	3	3:33.196	35.138	1:22.543	1:35.515	3.301	3.765	16.719	6.021	319.1	22:07	7:45.971
	3	3	3:30.753	32.951	1:22.428	1:35.374	3.211	3.689	16.485	6.015	316.3	22:11	11:16.724
	4	3	3:28.779	32.842	1:20.074	1:35.863	3.285	3.692	16.487	6.445	321.0	22:14	14:45.503
	5	3	3:40.166B	33.167	1:22.157	1:44.842		3.726	17.654		298.0	22:18	18:25.669
	6	1	8:46.820	5:47.152	1:23.556	1:36.112	3.279		17.021	5.986	314.5	22:27	27:12.489
	7	1	3:25.856	32.246	1:19.872	1:33.738	3.257	3.779	15.675	5.487	322.9	22:30	30:38.345
	8	1	3:32.117	32.141	1:20.235	1:39.741	3.182	3.733	20.188	5.672	324.9	22:34	34:10.462
	9	1	3:30.361	32.880	1:22.051	1:35.430	3.426	3.658	16.706	6.415	322.0	22:37	37:40.823
	10	1	3:26.944	32.253	1:20.223	1:34.468	3.270	3.800	15.625	5.535	322.9	22:41	41:07.767
	11	1	3:25.474	32.058	1:20.458	1:32.958	3.363	3.738	15.624	5.839	321.0	22:44	44:33.241
	12	1	3:44.373B	33.361	1:20.719	1:50.293		3.824	19.903		322.0	22:48	48:17.614
	13	1	7:05.106	4:05.811	1:23.389	1:35.906	3.310		16.279	6.068	318.2	22:55	55:22.720
	14	1	3:32.908	32.679	1:21.970	1:38.259	3.417	3.834	18.522	6.265	318.2	22:58	58:55.628
	15	1	3:30.364	34.093	1:21.415	1:34.856	3.509	3.860	15.926	6.242	318.2	23:02	1:02:25.992
16	1	4:15.228B	32.963	1:24.376	2:17.889		3.895	22.590		319.1	23:06	1:06:41.220	
<b>2</b>	<b>Audi Sport Team Joest</b>		1.Tom KRISTENSEN 3.Allan McNISH		Audi R18 e-tron quattro LMP1								
	2.Loïc DUVAL												
	1	2	3:56.916	53.400	1:24.288	1:39.228	3.201		20.222	5.698	316.3	22:03	3:56.916
	2	2	3:23.169	32.154	1:19.529	1:31.486	3.184	3.730	15.374	5.458	319.1	22:07	7:20.085
	3	2	3:22.349	31.986	1:19.184	1:31.179	3.145	3.728	15.178	5.430	322.9	22:10	10:42.434
	4	2	3:35.318	35.091	1:23.161	1:37.066	3.300	3.711	17.263	6.244	323.9	22:14	14:17.752
	5	2	4:00.626B	32.712	1:20.944	2:06.970		3.701	18.314		324.9	22:18	18:18.378
	6	3	5:56.207	2:53.199	1:24.224	1:38.784	3.356		17.764	6.202	316.3	22:24	24:14.585
	7	3	3:33.169	34.343	1:21.782	1:37.044	3.311	3.798	17.578	5.947	321.0	22:27	27:47.754
	8	3	3:31.906	33.197	1:21.796	1:36.913	3.282	3.746	17.161	5.949	322.0	22:31	31:19.660
	9	3	3:32.886	33.000	1:23.244	1:36.642	3.321	3.742	17.474	5.915	322.9	22:34	34:52.546
	10	3	3:43.657B	33.215	1:21.298	1:49.144		3.756	19.301		322.9	22:38	38:36.203
	11	1	4:55.800	1:51.331	1:24.942	1:39.527	3.395		17.886	6.353	317.2	22:43	43:32.003
	12	1	3:43.731	34.086	1:22.550	1:47.095	3.341	3.815	18.555	6.043	320.1	22:47	47:15.734
	13	1	3:32.918	33.934	1:21.882	1:37.102	3.323	3.773	18.057	5.839	318.2	22:50	50:48.652
	14	1	3:31.287	33.484	1:21.472	1:36.331	3.343	3.727	16.693	5.817	320.1	22:54	54:19.939
	15	1	3:39.585B	32.868	1:21.134	1:45.583		3.771	16.679		322.0	22:57	57:59.524
16	1	5:21.242	2:17.993	1:23.638	1:39.611	3.393		18.449	5.995	320.1	23:03	1:03:20.766	
17	1	4:06.974B	32.815	1:29.383	2:04.776		3.811	23.303		322.9	23:07	1:07:27.740	
<b>3</b>	<b>Audi Sport Team Joest</b>		1.Marc GENE 3.Oliver JARVIS		Audi R18 e-tron quattro LMP1								
	2.Lucas DI GRASSI												
	1	1	4:05.604	1:02.947	1:25.109	1:37.548	3.295		17.029	6.015	290.0	22:04	4:05.604
	2	1	3:28.327	34.381	1:20.802	1:33.144	3.275	3.778	15.930	5.577	319.1	22:07	7:33.931
	3	1	3:24.341	32.252	1:19.444	1:32.645	3.429	3.751	15.629	5.645	320.1	22:10	10:58.272
	4	1	3:32.419	33.917	1:21.069	1:37.433	3.330	3.791	18.674	6.123	322.0	22:14	14:30.691
	5	1	3:33.463	34.849	1:21.259	1:37.355	3.295	3.727	17.893	6.043	321.0	22:18	18:04.154
	6	1	3:34.836	34.218	1:22.539	1:38.079	3.384	3.754	19.669	6.283	320.1	22:21	21:38.990
	7	1	3:31.404	33.860	1:21.946	1:35.598	3.292	3.761	16.962	6.245	317.2	22:25	25:10.394
	8	1	3:28.983	33.186	1:21.025	1:34.772	3.261	3.721	16.525	6.034	322.0	22:28	28:39.377
	9	1	3:28.353	33.083	1:20.496	1:34.774	3.248	3.691	16.475	6.041	322.9	22:32	32:07.730
	10	1	3:55.059B	33.437	1:21.693	1:59.929		3.694	17.165		320.1	22:36	36:02.789
	11	2	8:03.498	4:58.954	1:24.630	1:39.914	3.313		18.893	6.258	317.2	22:44	44:06.287
	12	2	3:38.867	33.699	1:25.213	1:39.955	3.295	3.799	19.649	5.873	310.0	22:47	47:45.154
	13	2	3:30.592	32.728	1:21.070	1:36.794	3.266	3.704	17.647	5.923	322.0	22:51	51:15.746
	14	2	3:32.922	32.661	1:21.304	1:38.957	3.301	3.733	19.364	5.913	321.0	22:54	54:48.668



# 24 HEURES DU MANS 90<sup>ANS</sup>

## 22-23 JUN 2013



### FIA WEC

#### 81<sup>e</sup> Edition des 24 Heures du Mans

#### Qualifying Practice 1

**Night Session**

### Sector Analysis

■ Personal Best   ■ Session Best   B Crossing the finish line in pit lane

Lap	D	Time	Sector 1	Sector 2	Sector 3	T6	T7	Porsche	Ford	T. Spd	Hour	Elapsed
15	2	4:10.580B	33.065	1:22.316	2:15.199		3.701	19.979		321.0	22:58	58:59.248
16	2	5:00.423	2:02.816	1:21.242	1:36.365	3.219		18.072	5.682	322.0	23:03	1:03:59.671
17	2	4:38.620B	38.437	1:41.622	2:18.561		3.758	23.864		248.7	23:08	1:08:38.291

**7**

**Toyota Racing**  
1. Alexander WURZ  
2. Nicolas LAPIERRE

Toyota TS030 - Hybrid  
LMP1

3	3:58.628	52.967	1:25.621	1:40.040	3.209		18.673	6.077	310.9	22:03	3:58.628
2	3:27.514	33.204	1:20.546	1:33.764	3.272	3.730	15.777	5.572	320.1	22:07	7:26.142
3	<b>3:26.676</b>	32.866	<b>1:20.204</b>	<b>1:33.606</b>	3.209	3.819	15.756	5.606	321.0	22:10	10:52.818
4	3:31.129	33.766	1:20.799	1:36.564	3.190	3.793	17.226	6.079	322.9	22:14	14:23.947
5	3:27.087	<b>32.710</b>	1:20.323	1:34.054	3.273	3.709	15.848	5.826	322.9	22:17	17:51.034
6	3:44.660B	33.842	1:21.873	1:48.945		3.809	19.151		321.0	22:21	21:35.694
7	9:11.832	6:08.054	1:25.535	1:38.243	3.265		16.925	6.315	315.4	22:30	30:47.526
8	3:37.284	33.428	1:21.780	1:42.076	3.247	3.808	19.152	6.936	318.2	22:34	34:24.810
9	3:38.057	34.041	1:25.386	1:38.630	3.245	3.796	18.181	6.009	321.0	22:38	38:02.867
10	3:40.679	33.237	1:24.668	1:42.774	3.328	3.783	20.465	6.588	321.0	22:41	41:43.546
11	3:42.089	35.765	1:25.845	1:40.479	3.188	3.821	18.654	5.756	314.5	22:45	45:25.635
12	3:31.074	33.104	1:21.136	1:36.834	3.213	3.769	16.955	5.944	317.2	22:48	48:56.709
13	3:30.176	33.293	1:21.169	1:35.714	3.194	3.792	16.870	5.746	318.2	22:52	52:26.885
14	3:32.737	35.270	1:22.341	1:35.126	3.202	3.750	16.396	5.704	317.2	22:55	55:59.622
15	3:33.006	32.970	1:20.905	1:39.131	3.172	3.757	18.147	5.814	322.9	22:59	59:32.628
16	3:33.978	33.449	1:21.794	1:38.735	3.156	3.734	20.062	5.603	321.0	23:03	1:03:06.606
17	4:07.637B	33.952	1:31.424	2:02.261		3.711	20.629		321.0	23:07	1:07:14.243

**8**

**Toyota Racing**  
1. Anthony DAVIDSON  
2. Sébastien BUEMI

Toyota TS030 - Hybrid  
LMP1

3	4:27.966	1:17.139	1:27.527	1:43.300	3.342		18.622	6.450	306.5	22:04	4:27.966
2	3:36.234	34.132	1:23.053	1:39.049	3.352	3.821	18.429	6.278	321.0	22:08	8:04.200
3	3:31.432	34.685	1:21.804	<b>1:34.943</b>	3.356	3.863	16.098	5.730	319.1	22:11	11:35.632
4	<b>3:30.841</b>	33.571	1:21.611	1:35.659	3.640	3.849	16.431	5.943	321.0	22:15	15:06.473
5	3:46.393B	36.110	1:23.097	1:47.186		3.907	18.463		321.0	22:18	18:52.866
6	5:02.376	2:00.501	1:22.753	1:39.122	3.233		18.522	6.112	317.2	22:23	23:55.242
7	3:32.956	33.985	1:22.339	1:36.632	3.250	3.728	16.580	5.861	317.2	22:27	27:28.198
8	3:35.386	<b>33.557</b>	1:22.182	1:39.647	3.318	3.733	18.503	6.156	320.1	22:31	31:03.584
9	3:32.207	34.495	<b>1:21.391</b>	1:36.321	3.360	3.732	16.638	6.184	321.0	22:34	34:35.791
10	3:45.436B	33.958	1:21.913	1:49.565		3.771	19.613		322.0	22:38	38:21.227

**12**

**Rebellion Racing**  
1. Nicolas PROST  
2. Neel JANI

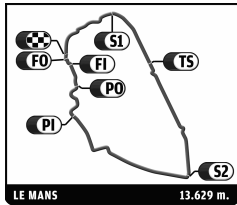
Lola B12/60 Coupé - Toyota  
LMP1

3	7:58.249	4:51.838	1:25.502	1:40.909	3.411		17.258	6.435	298.8	22:07	7:58.249
2	<b>3:30.423</b>	32.990	1:21.914	<b>1:35.519</b>	3.443	3.907	15.856	5.574	306.5	22:11	11:28.672
3	3:50.389	35.411	1:24.275	1:50.703	3.445	3.911	19.001	8.490	303.0	22:15	15:19.061
4	3:36.644	32.824	<b>1:21.376</b>	1:42.444	3.390	3.921	18.358	6.438	309.1	22:18	18:55.705
5	3:46.978B	<b>32.798</b>	1:25.592	1:48.588		3.892	16.825		309.1	22:22	22:42.683
6	5:43.704	2:29.340	1:25.373	1:48.991	3.487		17.641	7.820	304.7	22:28	28:26.387
7	3:55.657	34.151	1:23.279	1:58.227	3.456	3.946	20.662	6.903	303.9	22:32	32:22.044
8	3:37.446	33.242	1:22.746	1:41.458	3.384	3.929	17.040	7.235	304.7	22:35	35:59.490
9	3:44.414B	33.155	1:23.101	1:48.158		3.901	17.459		307.3	22:39	39:43.904
10	5:53.797	2:41.088	1:26.871	1:45.838	3.638		20.196	6.632	279.5	22:45	45:37.701
11	3:49.338	36.217	1:31.147	1:41.974	3.492	3.985	17.994	7.131	271.8	22:49	49:27.039
12	3:41.075	33.727	1:25.636	1:41.712	3.429	3.941	18.541	6.410	307.3	22:53	53:08.114
13	3:37.145	33.921	1:24.121	1:39.103	3.483	3.901	17.209	5.906	304.7	22:56	56:45.259
14	3:35.468	33.692	1:23.525	1:38.251	3.489	3.929	16.774	6.003	307.3	23:00	1:00:20.727
15	3:44.360	34.160	1:25.208	1:44.992	4.263	3.927	19.257	7.252	306.5	23:04	1:04:05.087
16	5:10.595B	46.063	1:54.731	2:29.801		4.851	28.047		222.1	23:09	1:09:15.682



# 24 HEURES DU MANS 90<sup>ANS</sup>

## 22-23 JUN 2013



### FIA WEC

#### 81<sup>e</sup> Edition des 24 Heures du Mans

#### Qualifying Practice 1

**Night Session**

### Sector Analysis

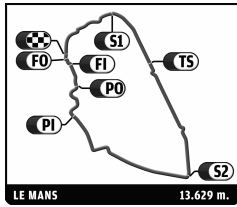
■ Personal Best   ■ Session Best   B Crossing the finish line in pit lane

Lap	D	Time	Sector 1	Sector 2	Sector 3	T6	T7	Porsche	Ford	T. Spd	Hour	Elapsed
<b>13</b>		<b>Rebellion Racing</b>		3.Cong Fu CHENG								Lola B12/60 Coupé - Toyota
		1.Andrea BELICCHI										LMP1
		2.Mathias BECHE										
1	1	7:17.948	4:10.983	1:25.895	1:41.070	3.405		17.924	5.741	297.2	22:07	7:17.948
2	1	<b>3:32.167</b>	33.138	1:23.015	<b>1:36.014</b>	3.667	3.935	16.344	5.555	308.2	22:10	10:50.115
3	1	3:35.056	33.634	1:22.933	1:38.489	3.387	4.048	16.990	5.942	310.0	22:14	14:25.171
4	1	3:45.966 B	<b>33.106</b>	<b>1:22.291</b>	1:50.569		3.907	19.743		310.9	22:18	18:11.137
5	1	8:09.915	5:01.987	1:25.102	1:42.826	3.458		19.837	6.759	303.0	22:26	26:21.052
6	1	3:43.342	33.544	1:23.922	1:45.876	3.434	3.948	19.312	7.329	309.1	22:30	30:04.394
7	1	4:10.217	59.825	1:25.733	1:44.659	3.556	3.932	19.037	7.062	299.7	22:34	34:14.611
8	1	3:39.048	35.098	1:25.981	1:37.969	3.453	3.977	16.876	6.047	276.0	22:37	37:53.659
9	1	3:56.792 B	34.516	1:25.841	1:56.435		3.939	21.120		312.7	22:41	41:50.451
10	3	5:44.824	2:28.207	1:30.152	1:46.465	3.704		19.716	6.750	307.3	22:47	47:35.275
11	3	3:43.386	35.086	1:26.028	1:42.272	3.639	4.021	18.426	6.355	309.1	22:51	51:18.661
12	3	3:39.377	34.156	1:24.260	1:40.961	3.640	3.983	17.727	6.840	310.0	22:54	54:58.038
13	3	3:44.421	34.625	1:26.595	1:43.201	3.686	3.976	17.788	6.268	308.2	22:58	58:42.459
14	3	3:40.468	33.864	1:23.547	1:43.057	3.672	4.001	20.126	6.249	308.2	23:02	1:02:22.927
15	3	4:16.825 B	33.814	1:25.761	2:17.250		3.999	22.665		309.1	23:06	1:06:39.752
<b>21</b>		<b>Strakka Racing</b>		3.Jonny KANE								HPD ARX 03c - Honda
		1.Nick LEVENTIS										LMP1
		2.Danny WATTS										
1	2	20:59.080	...	1:28.166	1:42.623	3.510		18.441	6.642	307.3	22:20	20:59.080
2	2	3:41.290	34.544	1:24.632	1:42.114	3.619	3.970	19.043	6.427	312.7	22:24	24:40.370
3	2	<b>3:36.547</b>	34.229	<b>1:23.575</b>	<b>1:38.743</b>	3.455	4.037	17.259	5.985	315.4	22:28	28:16.917
4	2	3:37.174	<b>33.835</b>	1:24.294	1:39.045	3.441	3.920	17.264	5.866	313.6	22:31	31:54.091
5	2	3:51.378 B	33.848	1:25.581	1:51.949		3.918	17.812		312.7	22:35	35:45.469
6	1	5:55.778	2:30.974	1:31.752	1:53.052	3.729		22.296	7.168	283.2	22:41	41:41.247
7	1	3:57.906	37.347	1:29.027	1:51.532	3.785	4.015	21.442	7.475	310.9	22:45	45:39.153
8	1	4:03.254	38.324	1:31.039	1:53.891	3.799	4.026	22.683	7.472	311.8	22:49	49:42.407
9	1	3:59.054	39.392	1:29.583	1:50.079	3.759	4.009	21.230	7.218	307.3	22:53	53:41.461
10	1	4:14.857 B	37.246	1:29.521	2:08.090		4.010	23.213		308.2	22:57	57:56.318
11	3	5:53.411	2:39.986	1:28.349	1:45.076	3.562		19.612	6.359	271.8	23:03	1:03:49.729
12	3	4:45.611 B	37.589	1:48.418	2:19.604		3.945	23.022		188.5	23:08	1:08:35.340
<b>24</b>		<b>OAK Racing</b>		3.Alex BRUNDLE								Morgan - Nissan
		1.Olivier PLA										LMP2
		2.David HEINEMEIER HANSSON										
1	1	6:45.039	3:30.447	1:30.456	1:44.136	3.443		19.711	6.180	287.7	22:06	6:45.039
2	1	<b>3:40.780</b>	<b>34.422</b>	<b>1:25.984</b>	<b>1:40.374</b>	3.494	4.045	17.699	6.147	298.0	22:10	10:25.819
3	1	3:45.570	37.106	1:26.578	1:41.886	3.454	4.044	18.324	6.011	288.5	22:14	14:11.389
4	1	3:47.209	36.180	1:28.377	1:42.652	3.540	4.022	18.092	6.279	295.6	22:17	17:58.598
5	1	3:56.809 B	35.402	1:27.934	1:53.473		4.063	20.144		299.7	22:21	21:55.407
6	3	9:32.079	6:16.861	1:30.039	1:45.179	3.613		19.169	6.659	292.4	22:31	31:27.486
7	3	3:48.903	35.936	1:28.043	1:44.924	3.664	4.116	19.766	6.557	295.6	22:35	35:16.389
8	3	3:47.495	35.836	1:28.750	1:42.909	3.620	4.114	18.191	6.670	297.2	22:39	39:03.884
9	3	3:47.232	37.136	1:27.487	1:42.609	3.577		18.146	6.457	295.6	22:42	42:51.116
10	3	4:06.418 B	35.526	1:27.906	2:02.986		4.096			299.7	22:46	46:57.534
11	2	7:58.893		1:52.099		3.753			8.025	294.8	22:54	54:56.427
12	2	3:58.642	39.038	1:30.554	1:49.050	3.789	4.154	20.290	7.090	297.2	22:58	58:55.069
13	2	3:57.418	37.756	1:33.020	1:46.642	3.751	4.159	19.752	7.168	296.4	23:02	1:02:52.487
14	2	4:19.283 B	36.685	1:35.905	2:06.693		4.150	22.528		294.0	23:07	1:07:11.770
<b>25</b>		<b>Delta-ADR</b>		3.Archie HAMILTON								Oreca 03 - Nissan
		1.Tor GRAVES										LMP2
		2.Shinji NAKANO										
1	2	4:01.497	46.639	1:30.114	1:44.744	3.497		18.544	6.488	281.0	22:04	4:01.497
2	2	3:41.919	34.850	1:26.886	1:40.183	3.420	4.042	17.252	6.138	294.0	22:07	7:43.416
3	2	3:41.413	34.569	1:26.614	1:40.230	3.409	4.018	17.363	6.003	295.6	22:11	11:24.829



# 24 HEURES DU MANS 90<sup>ANS</sup>

## 22-23 JUN 2013



### FIA WEC

#### 81<sup>e</sup> Edition des 24 Heures du Mans

#### Qualifying Practice 1

**Night Session**

### Sector Analysis

Lap	D	Time	Sector 1	Sector 2	Sector 3	T6	T7	Porsche	Ford	T. Spd	Hour	Elapsed
4	2	<b>3:40.925</b>	<b>34.474</b>	<b>1:26.384</b>	<b>1:40.067</b>	3.546	4.015	17.358	5.940	294.8	22:15	15:05.754
5	2	4:09.913 <b>B</b>	39.630	1:29.266	2:01.017		4.079	23.587		294.8	22:19	19:15.667
6	3	6:57.040	3:36.790	1:30.696	1:49.554	3.758		20.289	7.612	290.0	22:26	26:12.707
7	3	3:53.779	36.159	1:29.261	1:48.359	3.688	4.154	19.462	7.182	294.0	22:30	30:06.486
8	3	3:51.994	36.374	1:28.950	1:46.670	3.733	4.128	19.547	6.605	294.8	22:33	33:58.480
9	3	3:51.174	36.093	1:29.384	1:45.697	3.783	4.135	19.074	6.511	293.2	22:37	37:49.654
10	3	3:52.258	35.809	1:28.063	1:48.386	3.719	4.144	20.096	6.550	294.8	22:41	41:41.912
11	3	3:54.919	36.891	1:30.797	1:47.231	3.830	4.118	20.662	6.521	293.2	22:45	45:36.831
12	3	3:53.651	36.437	1:32.175	1:45.039	3.826	4.154	18.864	6.746	291.6	22:49	49:30.482
13	3	4:06.206 <b>B</b>	35.649	1:28.443	2:02.114		4.149	23.946		295.6	22:53	53:36.688
14	1	7:02.285	3:30.733	1:38.714	1:52.838	3.788		21.110	7.814	286.9	23:00	1:00:38.973
15	1	4:19.618 <b>B</b>	37.620	1:32.913	2:09.085		4.151	23.498		293.2	23:04	1:04:58.591

■ Personal Best ■ Session Best ■ Crossing the finish line in pit lane

26		G-Drive Racing	3.Mike CONWAY										Oreca 03 - Nissan
		1.Roman RUSINOV											LMP2
		2.John MARTIN											
1	2	4:00.696	44.458	1:30.257	1:45.981	3.573		20.772	6.449	286.2	22:04	4:00.696	
2	2	3:39.617	34.476	1:26.154	<b>1:38.987</b>	3.408	4.068	17.107	5.902	293.2	22:07	7:40.313	
3	2	<b>3:39.535</b>	34.427	<b>1:26.005</b>	1:39.103	3.439	4.017	17.141	5.755	292.4	22:11	11:19.848	
4	2	3:43.713	<b>34.061</b>	1:26.173	1:43.479	7.455	4.028	17.174	5.863	294.0	22:15	15:03.561	
5	2	4:15.875 <b>B</b>	42.832	1:31.498	2:01.545		5.185	20.125		291.6	22:19	19:19.436	
6	3	12:25.136	9:10.775	1:30.369	1:43.992	3.510		18.948	6.449	288.5	22:31	31:44.572	
7	3	3:44.737	35.164	1:28.234	1:41.339	3.510	4.052	17.782	6.128	282.5	22:35	35:29.309	
8	3	3:45.684	35.803	1:27.293	1:42.588	3.550	4.057	17.672	6.621	294.8	22:39	39:14.993	
9	3	3:47.535	34.541	1:28.531	1:44.463	3.609	4.063	19.260	6.359	271.1	22:43	43:02.528	
10	3	4:00.657 <b>B</b>	35.052	1:26.642	1:58.963		4.081	21.369		293.2	22:47	47:03.185	
11	1	10:57.169	7:46.016	1:28.693	1:42.460	3.557		18.163	6.210	292.4	22:58	58:00.354	
12	1	3:43.513	34.893	1:27.131	1:41.489	3.558	4.095	17.522	6.363	294.0	23:01	1:01:43.867	
13	1	4:03.950 <b>B</b>	37.224	1:32.752	1:53.974		4.086	19.800		291.6	23:05	1:05:47.817	

28		Gulf Racing Middle East	3.Keiko IHARA										Lola B12/80 Coupé - Nissan
		1.Fabien GIROIX											LMP2
		2.Philippe HAEZBROUCK											
1	1	4:13.769	54.323	1:32.895	1:46.551	3.563		19.129	6.703	273.2	22:04	4:13.769	
2	1	3:51.701	37.608	1:28.979	1:45.114	3.572	4.109	18.906	6.635	294.0	22:08	8:05.470	
3	1	<b>3:49.096</b>	<b>35.895</b>	<b>1:28.142</b>	<b>1:45.059</b>	3.500	4.107	19.091	6.394	294.8	22:11	11:54.566	
4	1	4:10.669 <b>B</b>	39.165	1:30.976	2:00.528		4.083	20.676		283.9	22:16	16:05.235	
5	2	6:46.789	3:16.560	1:35.168	1:55.061	3.910		22.326	7.752	294.8	22:22	22:52.024	
6	2	4:06.458	39.279	1:33.082	1:54.097	3.840	4.215	21.696	7.663	293.2	22:26	26:58.482	
7	2	4:08.370	38.733	1:34.569	1:55.068	3.785	4.189	21.509	8.050	278.1	22:31	31:06.852	
8	2	4:04.532	38.681	1:32.333	1:53.518	3.791	4.158	21.525	7.532	295.6	22:35	35:11.384	
9	2	4:30.770 <b>B</b>	40.237	1:36.635	2:13.898		4.172	22.435		283.9	22:39	39:42.154	
10	3	8:34.691	4:57.229	1:37.651	1:59.811	3.900		25.501	8.832	290.8	22:48	48:16.845	
11	3	4:06.830	38.736	1:33.678	1:54.416	3.927	4.185	22.273	8.428	294.0	22:52	52:23.675	
12	3	4:06.126	38.560	1:33.170	1:54.396	3.979	4.198	22.165	8.165	290.8	22:56	56:29.801	
13	3	4:07.932	39.878	1:34.502	1:53.552	3.803	4.206	21.839	8.231	293.2	23:00	1:00:37.733	
14	3	4:25.363 <b>B</b>	38.477	1:39.614	2:07.272		4.159	23.661		286.9	23:05	1:05:03.096	

30		HVM Status GP	3.Jonathan HIRSCHI										Lola B12/80 Coupé - Judd
		1.Johnny MOWLEM											LMP2
		2.Tony BURGESS											
1	1	5:15.019	1:54.913	1:33.397	1:46.709	3.621		19.088	6.558	282.5	22:05	5:15.019	
2	1	<b>3:49.805</b>	36.302	1:29.030	<b>1:44.473</b>	3.598	4.180	18.540	6.528	286.9	22:09	9:04.824	
3	1	3:53.874	37.636	<b>1:29.011</b>	1:47.227	3.560	4.154	20.910	6.350	288.5	22:12	12:58.698	
4	1	3:51.645	<b>35.963</b>	1:31.072	1:44.610	3.570	4.135	18.620	6.391	294.0	22:16	16:50.343	
5	1	3:52.252	36.038	1:30.288	1:45.926	4.958	4.146	18.657	6.509	294.0	22:20	20:42.595	
6	1	4:08.218 <b>B</b>	38.084	1:31.939	1:58.195		4.649	20.271		285.4	22:24	24:50.813	
7	2	6:11.683	2:37.867	1:38.199	1:55.617	3.907		21.227	7.613	269.1	22:31	31:02.496	
8	2	4:02.017	38.356	1:32.342	1:51.319	3.958	4.279	20.364	7.406	284.7	22:35	35:04.513	





# 24 HEURES DU MANS 90<sup>ANS</sup>

## 22-23 JUN 2013



### FIA WEC

#### 81<sup>e</sup> Edition des 24 Heures du Mans

#### Qualifying Practice 1

**Night Session**

### Sector Analysis

■ Personal Best ■ Session Best B Crossing the finish line in pit lane

Lap	D	Time	Sector 1	Sector 2	Sector 3	T6	T7	Porsche	Ford	T. Spd	Hour	Elapsed
9	2	3:59.250	37.695	1:31.649	1:49.906	3.833	4.293	19.917	7.288	286.2	22:39	39:03.763
10	2	4:05.233	39.128	1:32.858	1:53.247	3.949	4.256	20.988	7.429	284.7	22:43	43:08.996
11	2	4:18.344	38.124	1:30.772	2:09.448	3.953	4.274	23.359	7.602	288.5	22:47	47:27.340
12	2	4:18.305B	39.910	1:33.163	2:05.232		4.302	20.794		285.4	22:51	51:45.645
13	3	14:28.138B	...	1:37.598	2:17.365			25.031		261.9	23:06	1:06:13.783

31		Lotus		3.Christophe BOUCHUT		Lotus T128						
		1. Kevin WEEDA				LMP2						
		2. James ROSSITER										
1	1	4:45.877	1:15.567	1:34.930	1:55.380	4.024	22.586	8.011	274.6	22:04	4:45.877	
2	1	4:04.000	39.797	1:32.352	1:51.851	3.861	4.243	21.942	7.472	299.7	22:08	8:49.877
3	1	4:02.872	39.342	1:31.580	1:51.950	3.883	4.194	21.983	7.281	303.9	22:12	12:52.749
4	1	4:06.518	38.944	1:36.790	1:50.784	3.989	4.198	21.573	7.116	301.3	22:16	16:59.267
5	1	4:19.504B	38.565	1:30.843	2:10.096		4.254	21.139		301.3	22:21	21:18.771
6	3	16:11.465	...	1:32.207	1:47.154	3.727		19.918	6.815	297.2	22:37	37:30.236
7	3	3:50.357	36.147	1:28.404	1:45.806	3.674	4.166	19.764	6.681	301.3	22:41	41:20.593
8	3	3:49.312	36.463	1:28.151	1:44.698	3.780	4.140	19.084	6.195	299.7	22:45	45:09.905
9	3	<b>3:47.920</b>	<b>36.125</b>	<b>1:27.782</b>	<b>1:44.013</b>	3.591	4.170	18.959	6.409	300.5	22:48	48:57.825
10	3	4:05.075B	36.541	1:31.335	1:57.199		4.094	20.862		291.6	22:53	53:02.900
11	2	10:44.322	7:21.734	1:34.162	1:48.426	3.693		19.748	6.812	290.0	23:03	1:03:47.222
12	2	4:41.980B	38.224	1:48.560	2:15.196		4.179	23.299		212.5	23:08	1:08:29.202

32		Lotus		3.Jan CHAROUZ		Lotus T128			
		1. Thomas HOLZER				LMP2			
		2. Dominik KRAIHAMER							
1	1	1:02:08.072B	...	<b>1:40.589</b>	<b>2:03.937</b>	23.013	237.8	23:02	1:02:08.072

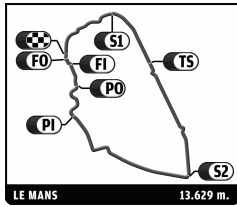
33		Level 5 Motorsports		3.Ryan BRISCOE		HPD ARX 03b - Honda						
		1. Scott TUCKER				LMP2						
		2. Marino FRANCHITTI										
1	1	4:58.886	1:32.904	1:33.340	1:52.642	3.960	21.921	7.400	290.8	22:04	4:58.886	
2	1	4:00.718	37.433	1:30.356	1:52.929	3.817	4.206	23.686	6.987	285.4	22:08	8:59.604
3	1	3:54.296	36.630	1:29.609	1:48.057	3.716	4.168	20.727	7.001	295.6	22:12	12:53.900
4	1	3:53.906	37.566	1:29.351	1:46.989	3.801	4.152	20.098	6.782	294.8	22:16	16:47.806
5	1	3:52.547	36.818	1:28.867	1:46.862	3.839	4.153	20.039	6.876	295.6	22:20	20:40.353
6	1	4:02.648B	36.984	1:30.170	1:55.494		4.165	19.998		294.8	22:24	24:43.001
7	3	6:04.475	2:46.304	1:31.473	1:46.698	3.739		19.329	6.566	281.0	22:30	30:47.476
8	3	<b>3:48.597</b>	36.196	<b>1:27.901</b>	<b>1:44.500</b>	3.926	4.229	18.463	6.275	294.8	22:34	34:36.073
9	3	3:52.976	35.652	1:28.580	1:48.744	3.602	4.240	19.953	6.632	298.8	22:38	38:29.049
10	3	3:50.259	35.675	1:27.943	1:46.641	3.611	4.135	19.752	6.517	294.0	22:42	42:19.308
11	3	3:51.175	<b>35.266</b>	1:30.527	1:45.382	3.623	4.113	19.342	6.608	296.4	22:46	46:10.483
12	3	4:05.015B	35.431	1:32.454	1:57.130		4.121	20.324		294.8	22:50	50:15.498
13	2	10:54.174	7:35.188	1:31.067	1:47.919	3.743		19.838	6.947	275.3	23:01	1:01:09.672
14	2	4:06.631B	37.186	1:30.705	1:58.740		4.197	21.713		294.0	23:05	1:05:16.303

34		Race Performance		3.Jeroen BLEEKEMOLEN		Oreca 03 - Judd						
		1. Michel FREY				LMP2						
		2. Patric NIEDERHAUSER										
1	3	4:11.625	52.691	1:32.004	1:46.930	3.620	18.989	6.829	281.7	22:04	4:11.625	
2	3	3:47.731	35.859	1:28.141	1:43.731	3.635	4.131	18.540	6.448	294.8	22:07	7:59.356
3	3	3:45.553	35.371	1:27.777	1:42.405	3.560	4.136	18.038	6.422	290.0	22:11	11:44.909
4	3	<b>3:45.244</b>	35.393	<b>1:27.514</b>	<b>1:42.337</b>	3.600	4.106	17.952	6.334	293.2	22:15	15:30.153
5	3	3:57.483B	<b>35.257</b>	1:27.587	1:54.639		4.125	19.985		293.2	22:19	19:27.636
6	1	7:12.130	3:53.936	1:31.181	1:47.013	3.589		19.171	6.888	291.6	22:26	26:39.766
7	1	3:49.885	35.836	1:28.486	1:45.563	3.540	4.145	19.531	6.432	294.0	22:30	30:29.651
8	1	3:53.030	35.884	1:28.294	1:48.852	3.594	4.124	21.663	6.504	297.2	22:34	34:22.681
9	1	3:53.486	35.856	1:30.139	1:47.491	3.686	4.139	20.871	6.358	299.7	22:38	38:16.167
10	1	3:49.188	35.547	1:28.007	1:45.634	4.246	4.165	18.096	8.234	295.6	22:42	42:05.355
11	1	4:10.836B	37.723	1:30.091	2:03.022		4.326	21.557		294.8	22:46	46:16.191



# 24 HEURES DU MANS 90<sup>ANS</sup>

## 22-23 JUN 2013



### FIA WEC

#### 81<sup>e</sup> Edition des 24 Heures du Mans

#### Qualifying Practice 1

**Night Session**

### Sector Analysis

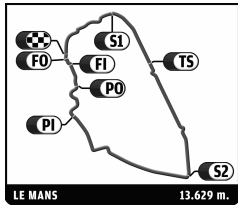
■ Personal Best   ■ Session Best   B Crossing the finish line in pit lane

Lap	D	Time	Sector 1	Sector 2	Sector 3	T6	T7	Porsche	Ford	T. Spd	Hour	Elapsed	
<b>35</b>	<b>OAK Racing</b>											Morgan - Nissan	
	1. Bertrand BAGUETTE		3. Martin PLOWMAN									LMP2	
	2. Ricardo GONZALEZ												
	1	1	7:22.453	4:00.572	1:35.716	1:46.165	3.500		19.299	6.307	244.2	22:07	7:22.453
	2	1	<b>3:42.387</b>	<b>35.077</b>	1:26.818	<b>1:40.492</b>	3.563	4.080	17.518	6.192	298.0	22:11	11:04.840
	3	1	3:43.070	35.279	<b>1:26.275</b>	1:41.516	3.686	4.089	17.794	6.711	296.4	22:14	14:47.910
	4	1	3:44.502	35.504	1:27.088	1:41.910	3.525	4.122	17.768	6.377	295.6	22:18	18:32.412
	5	1	3:53.972 <b>B</b>	35.564	1:26.644	1:51.764		4.058	18.420		296.4	22:22	22:26.384
	6	3	7:50.537	4:32.396	1:31.806	1:46.335	3.575		19.912	6.333	271.8	22:30	30:16.921
	7	3	3:49.441	36.098	1:28.439	1:44.904	3.569	4.111	18.980	6.195	298.8	22:34	34:06.362
	8	3	3:48.444	36.076	1:27.888	1:44.480	3.613	4.089	18.833	6.629	298.8	22:37	37:54.806
	9	3	3:52.239	35.529	1:28.750	1:47.960	3.577	4.101	22.314	6.457	298.0	22:41	41:47.045
	10	3	4:17.615 <b>B</b>	37.193	1:31.380	2:09.042		4.091	21.055		260.7	22:46	46:04.660
	11	2	7:03.127	3:46.440	1:30.769	1:45.918	3.579		19.598	6.565	291.6	22:53	53:07.787
	12	2	3:49.728	36.180	1:29.463	1:44.085	3.512	4.113	18.922	6.202	294.8	22:56	56:57.515
13	2	3:48.240	35.735	1:28.506	1:43.999	3.480	4.097	18.751	6.240	292.4	23:00	1:00:45.755	
14	2	4:14.074 <b>B</b>	35.550	1:35.640	2:02.884		4.078	20.384		295.6	23:04	1:04:59.829	
<b>36</b>	<b>Signatech Alpine</b>											Alpine - Nissan	
	1. Nelson PANCIATICI		3. Tristan GOMMENDY									LMP2	
	2. Pierre RAGUES												
	1	1	4:39.821	1:18.965	1:31.415	1:49.441	3.640		22.360	6.856	272.5	22:04	4:39.821
	2	1	3:51.443	37.741	1:28.169	1:45.533	3.516	4.110	20.526	6.499	292.4	22:08	8:31.264
	3	1	3:45.642	35.458	1:27.846	1:42.338	3.513	4.072	18.362	6.275	291.6	22:12	12:16.906
	4	1	3:47.878	35.197	1:28.525	1:44.156	3.671	4.070	18.722	6.418	291.6	22:16	16:04.784
	5	1	<b>3:43.835</b>	<b>35.188</b>	<b>1:27.136</b>	<b>1:41.511</b>	3.491	4.136	17.737	6.252	290.8	22:19	19:48.619
	6	1	4:00.454 <b>B</b>	35.764	1:28.943	1:55.747		4.064	19.425		290.0	22:23	23:49.073
	7	3	6:15.013	2:53.029	1:30.732	1:51.252	3.592		20.791	7.278	292.4	22:30	30:04.086
	8	3	3:53.542	37.133	1:29.945	1:46.464	3.626	4.119	18.989	6.939	292.4	22:33	33:57.628
	9	3	3:54.360	35.892	1:31.315	1:47.153	3.627	4.126	19.101	6.645	294.0	22:37	37:51.988
	10	3	3:50.605	35.989	1:28.815	1:45.801	3.743	4.129	18.775	6.680	297.2	22:41	41:42.593
	11	3	3:54.512	36.476	1:31.078	1:46.958	3.645	4.146	20.311	6.495	288.5	22:45	45:37.105
	12	3	3:51.358	36.481	1:29.101	1:45.776	3.643	4.110	18.148	8.458	294.0	22:49	49:28.463
	13	3	3:49.413	36.021	1:28.926	1:44.466	3.614	4.118	18.500	6.286	292.4	22:53	53:17.876
14	3	3:48.571	36.134	1:28.864	1:43.573	3.585	4.105	18.198	6.138	291.6	22:57	57:06.447	
15	3	3:48.882	36.793	1:28.768	1:43.321	3.567	4.096	18.144	6.374	290.8	23:00	1:00:55.329	
16	3	4:09.446 <b>B</b>	35.511	1:29.706	2:04.229		4.086	23.575		292.4	23:05	1:05:04.775	
<b>38</b>	<b>Jota Sport</b>											Zytek Z11SN - Nissan	
	1. Simon DOLAN		3. Lucas LUHR									LMP2	
	2. Oliver TURVEY												
	1	1	4:31.188	1:06.314	1:33.066	1:51.808	3.822		20.342	6.934	280.3	22:04	4:31.188
	2	1	3:51.500	36.526	1:30.208	1:44.766	3.705	4.175	18.844	6.587	263.2	22:08	8:22.688
	3	1	3:52.884	38.954	1:29.298	1:44.632	3.745	4.124	18.472	6.651	288.5	22:12	12:15.572
	4	1	3:50.038	35.993	1:28.684	1:45.361	3.696	4.133	18.743	6.479	290.0	22:16	16:05.610
	5	1	4:03.567 <b>B</b>	35.971	1:29.086	1:58.510		4.117	18.635		290.0	22:20	20:09.177
	6	3	5:20.450	2:06.601	1:29.326	1:44.523	3.613		18.702	6.567	292.4	22:25	25:29.627
	7	3	3:47.188	35.142	1:27.480	1:44.566	3.601	4.116	20.102	6.222	291.6	22:29	29:16.815
	8	3	<b>3:44.835</b>	35.727	<b>1:27.196</b>	<b>1:41.912</b>	3.584	4.109	17.967	6.060	293.2	22:33	33:01.650
	9	3	3:57.695 <b>B</b>	36.324	1:28.766	1:52.605		4.118	18.245		291.6	22:36	36:59.345
	10	2	7:10.868	3:51.848	1:30.203	1:48.817	3.576		20.473	6.834	288.5	22:44	44:10.213
	11	2	3:56.773	36.059	1:29.550	1:51.164	3.549	4.091	22.873	6.935	290.0	22:48	48:06.986
	12	2	3:47.475	35.049	1:28.620	1:43.806	3.559	4.077	18.778	6.280	290.8	22:51	51:54.461
13	2	3:47.767	35.725	1:27.233	1:44.809	3.569	4.076	18.857	6.106	293.2	22:55	55:42.228	
14	2	4:02.038 <b>B</b>	<b>34.928</b>	1:29.579	1:57.531		4.086	22.794		294.0	22:59	59:44.266	
15	2	7:08.984 <b>B</b>	3:04.277	1:42.816	2:21.891			26.419		276.7	23:06	1:06:53.250	



# 24 HEURES DU MANS 90<sup>ANS</sup>

## 22-23 JUN 2013



### FIA WEC

#### 81<sup>e</sup> Edition des 24 Heures du Mans

#### Qualifying Practice 1

**Night Session**

### Sector Analysis

■ Personal Best   ■ Session Best   B Crossing the finish line in pit lane

Lap	D	Time	Sector 1	Sector 2	Sector 3	T6	T7	Porsche	Ford	T. Spd	Hour	Elapsed	
<b>39</b>		<b>DKR Engineering</b>		3.Romain BRANDELA								Lola B11/40 - Judd LMP2	
		1.Olivier PORTA											
		2.Stéphane RAFFIN											
1	1	4:34.801 B	59.871	1:35.997	1:58.933			20.828		283.2	22:04	4:34.801	
2	1	7:32.340	4:09.120	1:32.975	1:50.245	3.728		20.390	7.438	280.3	22:12	12:07.141	
3	1	3:57.644	37.240	1:31.598	1:48.806	3.919	4.218	19.763	7.056	257.0	22:16	16:04.785	
4	1	<b>3:56.905</b>	37.775	<b>1:30.911</b>	<b>1:48.219</b>	3.867	4.289	19.426	7.099	284.7	22:20	20:01.690	
5	1	3:56.963	<b>36.577</b>	1:31.138	1:49.248	3.848	4.250	19.787	7.171	284.7	22:23	23:58.653	
6	1	4:14.725 B	37.308	1:31.899	2:05.518		4.236	20.624		286.2	22:28	28:13.378	
7	3	7:37.533	4:08.625	1:34.780	1:54.128	3.766		22.510	7.128	283.9	22:35	35:50.911	
8	3	4:05.369	38.755	1:33.401	1:53.213	3.743	4.259	22.076	6.897	282.5	22:39	39:56.280	
9	3	4:02.498	37.496	1:32.822	1:52.180	3.811	4.243	21.443	6.890	283.9	22:43	43:58.778	
10	3	4:03.045	37.769	1:32.248	1:53.028	3.788	4.252	22.425	7.491	287.7	22:48	48:01.823	
11	3	4:21.001 B	38.241	1:34.139	2:08.621		4.255	22.295		281.7	22:52	52:22.824	
12	2	7:16.580	2:52.093	2:19.731	2:04.756	4.139		25.939	7.248	237.8	22:59	59:39.404	
13	2	4:25.380	43.651	1:38.780	2:02.949	4.317	4.546	23.721	7.677	252.2	23:04	1:04:04.784	
14	2	5:08.977 B	45.638	1:54.673	2:28.666		4.811	28.057		208.4	23:09	1:09:13.761	
<b>40</b>		<b>Boutsen Ginion Racing</b>		3.Rodin YOUNESSI								Oreca 03 - Nissan LMP2	
		1.Matt DOWNS											
		2.Thomas DAGONEAU											
1	2	4:54.716	1:21.941	1:37.696	1:55.079	3.985		21.237	7.917	271.1	22:04	4:54.716	
2	2	4:07.335	37.444	1:31.704	1:58.187	4.226	4.233	23.837	7.822	289.3	22:09	9:02.051	
3	2	4:05.428	40.014	1:32.942	1:52.472	4.003	4.307	20.795	7.347	276.7	22:13	13:07.479	
4	2	3:59.521	36.932	1:32.227	1:50.362	4.045	4.265	19.907	7.529	286.2	22:17	17:07.000	
5	2	<b>3:57.139</b>	<b>36.539</b>	<b>1:31.471</b>	<b>1:49.129</b>	3.870	4.247	19.599	7.109	285.4	22:21	21:04.139	
6	2	4:23.810 B	37.709	1:35.139	2:10.962		4.215	21.671		265.8	22:25	25:27.949	
7	1	11:50.442	8:16.678	1:36.255	1:57.509	3.959		23.426	8.291	283.9	22:37	37:18.391	
8	1	4:08.958	38.698	1:32.923	1:57.337	3.854	4.230	23.652	7.948	286.2	22:41	41:27.349	
9	1	4:06.608	38.287	1:32.701	1:55.620	3.915	4.187	22.246	8.077	284.7	22:45	45:33.957	
10	1	4:08.077	38.947	1:34.580	1:54.550	3.880	4.196	21.974	8.094	278.8	22:49	49:42.034	
11	1	4:18.187 B	41.120	1:32.859	2:04.208		4.199	22.217		286.2	22:54	54:00.221	
12	3	7:40.589	3:57.377	1:39.215	2:03.997	4.100		26.883	8.559	282.5	23:01	1:01:40.810	
13	3	4:45.679 B	42.954	1:34.509	2:28.216		4.290	28.183		284.7	23:06	1:06:26.489	
<b>42</b>		<b>Greaves Motorsport</b>		3.Michael KRUMM								Zytek Z11SN - Nissan LMP2	
		1.Jann MARDENBOROUGH											
		2.Lucas ORDONEZ											
1	1	5:10.675	1:50.053	1:33.250	1:47.372	3.763		19.156	6.619	279.5	22:05	5:10.675	
2	1	3:51.504	36.042	1:28.965	1:46.497	3.833	4.191	18.544	7.564	290.0	22:09	9:02.179	
3	1	3:55.720	39.110	1:29.441	1:47.169	3.617	4.198	21.816	6.505	289.3	22:12	12:57.899	
4	1	3:51.331	35.908	1:29.336	1:46.087	3.676	4.119	19.294	6.772	292.4	22:16	16:49.230	
5	1	4:04.707 B	36.467	1:32.836	1:55.404		4.134	19.156		263.2	22:20	20:53.937	
6	2	6:45.821	3:26.901	1:31.610	1:47.310	3.656		19.497	6.862	284.7	22:27	27:39.758	
7	2	3:51.654	36.388	1:29.224	1:46.042	3.619	4.152	20.035	6.319	288.5	22:31	31:31.412	
8	2	<b>3:49.421</b>	35.710	<b>1:28.537</b>	1:45.174	3.653	4.134	18.849	6.481	289.3	22:35	35:20.833	
9	2	3:51.443	36.414	1:29.417	1:45.612	3.581	4.143	19.120	6.542	290.0	22:39	39:12.276	
10	2	4:01.938 B	35.704	1:29.496	1:56.738		4.116	19.714		291.6	22:43	43:14.214	
11	3	6:20.920	2:57.778	1:34.835	1:48.307	3.673		19.579	6.786	286.2	22:49	49:35.134	
12	3	3:53.497	36.309	1:30.347	1:46.841	3.887	4.155	18.749	7.270	287.7	22:53	53:28.631	
13	3	3:50.336	36.183	1:28.687	1:45.466	3.574	4.239	18.146	6.309	290.0	22:57	57:18.967	
14	3	3:50.940	37.704	1:28.775	<b>1:44.461</b>	3.617	4.112	18.216	6.840	290.0	23:01	1:01:09.907	
15	3	4:03.754 B	<b>35.530</b>	1:29.586	1:58.638		4.110	22.027		291.6	23:05	1:05:13.661	
<b>43</b>		<b>Morand Racing</b>		3.Olivier LOMBARD								Morgan - Judd LMP2	
		1.Natasha GACHNANG											
		2.Franck MAILLEUX											
1	2	4:04.251	47.493	1:32.141	1:44.617	3.480		17.877	6.779	289.3	22:04	4:04.251	
2	2	3:41.443	35.191	1:26.504	<b>1:39.748</b>	3.550	4.066	17.083	6.003	296.4	22:07	7:45.694	



# 24 HEURES DU MANS 90<sup>ANS</sup>

## 22-23 JUN 2013



### FIA WEC

#### 81<sup>e</sup> Edition des 24 Heures du Mans

#### Qualifying Practice 1

**Night Session**

### Sector Analysis

Lap	D	Time	Sector 1	Sector 2	Sector 3	T6	T7	Porsche	Ford	T. Spd	Hour	Elapsed
3	2	3:41.032	34.641	1:25.919	1:40.472	3.486	4.084	17.257	6.040	295.6	22:11	11:26.726
4	2	4:00.993B	36.030	1:29.236	1:55.727		4.065	19.130		294.0	22:15	15:27.719
5	2	9:30.045	6:18.122	1:28.233	1:43.690	3.402		18.136	6.497	297.2	22:24	24:57.764
6	2	3:40.741	34.743	1:25.936	1:40.062	3.461	4.038	16.992	5.996	300.5	22:28	28:38.505
7	2	4:02.002B	38.475	1:31.010	1:52.517		4.037	18.452		294.8	22:32	32:40.507
8	1	7:25.585	4:04.919	1:32.172	1:48.494	3.656		19.691	7.277	293.2	22:40	40:06.092
9	1	3:53.364	36.441	1:29.739	1:47.184	3.787	4.138	19.419	7.110	295.6	22:43	43:59.456
10	1	4:17.616B	37.612	1:33.437	2:06.567		4.155	24.532		265.1	22:48	48:17.072
11	1	7:28.847	4:05.927	1:31.564	1:51.356	3.790		20.710	6.824	284.7	22:55	55:45.919
12	1	3:53.742	36.196	1:29.411	1:48.135	3.663	4.194	19.274	6.835	296.4	22:59	59:39.661
13	1	3:55.178	36.358	1:28.590	1:50.230	3.831	4.122	20.871	7.857	296.4	23:03	1:03:34.839
14	1	4:41.472B	40.025	1:44.047	2:17.400		4.154	25.017		206.1	23:08	1:08:16.311

Personal Best Session Best B Crossing the finish line in pit lane

45		OAK Racing											Morgan - Nissan
		1.Jacques NICOLET	3.Philippe MONDOLOT										LMP2
		2.Jean-Marc MERLIN											
1	1	6:22.483	3:01.381	1:33.107	1:47.995	3.621		20.363	7.097	283.9	22:06	6:22.483	
2	1	3:50.413	36.090	1:29.336	1:44.987	3.551	4.121	19.591	6.646	294.8	22:10	10:12.896	
3	1	3:51.717	37.360	1:28.917	1:45.440	3.548	4.090	19.197	6.722	292.4	22:14	14:04.613	
4	1	3:48.196	35.627	1:28.247	1:44.322	3.645	4.086	18.879	6.587	292.4	22:17	17:52.809	
5	1	4:11.455B	36.480	1:29.298	2:05.677		4.105	24.222		294.0	22:22	22:04.264	
6	2	8:06.821	4:23.657	1:47.935	1:55.229	3.904		21.568	7.959	290.8	22:30	30:11.085	
7	2	4:05.117	38.239	1:32.354	1:54.524	3.783	4.203	22.327	7.850	290.8	22:34	34:16.202	
8	2	4:03.445	38.515	1:31.753	1:53.177	3.806	4.154	22.914	7.543	297.2	22:38	38:19.647	
9	2	4:04.628	38.542	1:30.733	1:55.353	3.741	4.171	22.596	7.887	291.6	22:42	42:24.275	
10	2	4:15.709B	37.240	1:30.566	2:07.903		4.146	22.297		291.6	22:46	46:39.984	
11	3	6:48.786	3:11.947	1:37.165	1:59.674	4.232		24.441	8.240	267.8	22:53	53:28.770	
12	3	4:05.571	39.384	1:33.718	1:52.469	3.974	4.462	22.138	7.356	292.4	22:57	57:34.341	
13	3	4:06.775	38.466	1:32.470	1:55.839	4.043	4.207	23.250	8.443	293.2	23:01	1:01:41.116	
14	3	4:48.449B	43.892	1:35.423	2:29.134		4.214	27.934		293.2	23:06	1:06:29.565	

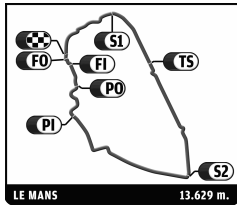
46		Thiriet by TDS Racing											Oreca O3 - Nissan
		1.Pierre THIRIET	3.Maxime MARTIN										LMP2
		2.Ludovic BADEY											
1	3	4:36.911	1:13.582	1:33.450	1:49.879	3.666		22.464	6.607	255.7	22:04	4:36.911	
2	3	3:59.145B	36.427	1:28.403	1:54.315		4.120	19.861		283.2	22:08	8:36.056	
3	3	8:23.500	5:12.149	1:29.171	1:42.180	3.515		17.631	6.293	269.1	22:16	16:59.556	
4	3	3:44.954	34.572	1:26.590	1:43.792	3.472	4.063	19.125	6.434	292.4	22:20	20:44.510	
5	3	3:45.893	35.246	1:28.124	1:42.523	3.470	4.055	17.789	6.368	292.4	22:24	24:30.403	
6	3	3:43.494	34.901	1:27.647	1:40.946	3.435	4.062	17.430	6.140	290.0	22:28	28:13.897	
7	3	4:07.645B	34.534	1:32.110	2:01.001		4.042	20.444		291.6	22:32	32:21.542	
8	1	8:34.357	5:15.375	1:32.350	1:46.632	3.573		19.191	6.698	279.5	22:40	40:55.899	
9	1	3:50.656	36.945	1:29.227	1:44.484	3.527	4.135	18.767	6.567	289.3	22:44	44:46.555	
10	1	3:48.641	35.432	1:28.917	1:44.292	3.537	4.101	18.436	6.405	290.8	22:48	48:35.196	
11	1	3:50.968	36.820	1:29.211	1:44.937	3.586	4.105	18.337	7.128	290.0	22:52	52:26.164	
12	1	3:58.836B	36.499	1:29.150	1:53.187		4.125	18.949		291.6	22:56	56:25.000	

47		KCMG											Morgan - Nissan
		1.Alexandre IMPERATORI	3.Matthew HOWSON										LMP2
		2.Ho-Pin TUNG											
1	1	5:31.251	2:11.073	1:33.350	1:46.828	3.582		19.757	6.771	262.6	22:05	5:31.251	
2	1	3:45.500	35.476	1:27.416	1:42.608	3.810	4.100	18.183	6.443	295.6	22:09	9:16.751	
3	1	3:45.736	34.753	1:27.524	1:43.459	3.897		18.354	6.581	297.2	22:13	13:02.487	
4	1	3:46.013	34.835	1:27.191	1:43.987	3.848	4.171	18.981	6.715	299.7	22:16	16:48.500	
5	1	4:02.741B	36.456	1:32.555	1:53.730		4.143	20.124		255.7	22:20	20:51.241	
6	3	5:43.024	2:25.985	1:29.814	1:47.225	3.768		19.957	6.711	297.2	22:26	26:34.265	
7	3	4:03.506	47.906	1:30.303	1:45.297	3.642	4.167	19.161	6.603	295.6	22:30	30:37.771	
8	3	3:49.940	35.665	1:28.791	1:45.484	3.696	4.128	19.155	6.944	297.2	22:34	34:27.711	
9	3	3:52.223	36.143	1:28.303	1:47.777	3.690	4.138	19.270	7.093	299.7	22:38	38:19.934	



# 24 HEURES DU MANS 90<sup>ANS</sup>

## 22-23 JUN 2013



### FIA WEC

#### 81<sup>e</sup> Edition des 24 Heures du Mans

#### Qualifying Practice 1

**Night Session**

### Sector Analysis

■ Personal Best ■ Session Best B Crossing the finish line in pit lane

Lap	D	Time	Sector 1	Sector 2	Sector 3	T6	T7	Porsche	Ford	T. Spd	Hour	Elapsed
10	3	3:50.135	35.480	1:29.725	1:44.930	3.625	4.121	19.035	6.667	298.8	22:42	42:10.069
11	3	3:54.009	36.895	1:29.177	1:47.937	3.553	4.106	19.752	6.717	296.4	22:46	46:04.078
12	3	3:54.074	36.220	1:29.560	1:48.294	3.571	4.075	21.483	6.765	296.4	22:49	49:58.152
13	3	3:50.853	35.927	1:28.437	1:46.489	3.734	4.085	19.613	6.847	296.4	22:53	53:49.005
14	3	4:09.662B	36.146	1:28.907	2:04.609		4.139	21.234		297.2	22:57	57:58.667
15	2	5:42.316	2:22.818	1:30.652	1:48.846	3.698		20.445	6.867	296.4	23:03	1:03:40.983
16	2	4:46.782B	38.525	1:47.938	2:20.319		4.138	27.167		233.7	23:08	1:08:27.765

48		Murphy Prototypes		3.Karun CHANDHOK						Oreca 03 - Nissan		LMP2	
		1.Brendon HARTLEY											
		2.Mark PATTERSON											
1	2	4:39.633	1:07.130	1:36.484	1:56.019	3.750		22.701	7.141	275.3	22:04	4:39.633	
2	2	3:58.338	38.832	1:31.272	1:48.234	3.671	4.160	19.909	6.985	292.4	22:08	8:37.971	
3	2	3:55.344	37.152	1:29.950	1:48.242	3.752	4.144	19.964	6.923	294.0	22:12	12:33.315	
4	2	3:56.294	37.094	1:30.868	1:48.332	3.682	4.159	20.606	6.987	293.2	22:16	16:29.609	
5	2	4:05.962B	36.596	1:31.081	1:58.285		4.137	19.945		286.9	22:20	20:35.571	
6	3	5:50.058	2:28.848	1:30.767	1:50.443	3.766		20.844	7.325	292.4	22:26	26:25.629	
7	3	3:55.826	37.431	1:29.859	1:48.536	3.618	4.161	19.653	7.415	294.8	22:30	30:21.455	
8	3	3:52.100	35.877	1:28.442	1:47.781	3.626	4.129	21.054	6.789	295.6	22:34	34:13.555	
9	3	3:59.550B	35.895	1:28.671	1:54.984		4.123	20.320		294.0	22:38	38:13.105	
10	3	12:53.206	9:25.779	1:30.240	1:57.187	3.639		22.530	10.673	291.6	22:51	51:06.311	
11	3	3:50.245	35.535	1:28.681	1:46.029	3.560	4.136	20.366	6.839	294.0	22:54	54:56.556	
12	3	3:55.007	35.325	1:30.387	1:49.295	3.571	4.099	21.983	6.628	296.4	22:58	58:51.563	
13	3	3:44.538	35.176	1:27.445	1:41.917	3.514	4.097	17.984	6.390	293.2	23:02	1:02:36.101	
14	3	4:34.340B	34.912	1:37.544	2:21.884		4.075	25.662		294.8	23:07	1:07:10.441	

49		Pecom Racing		3.Nicolas MINASSIAN						Oreca 03 - Nissan		LMP2	
		1.Luis PEREZ COMPANC											
		2.Pierre KAFFER											
1	2	4:32.203	1:12.810	1:31.401	1:47.992	3.652		20.644	6.328	267.8	22:04	4:32.203	
2	2	3:50.717	36.278	1:29.833	1:44.606	3.536	4.112	19.103	6.367	279.5	22:08	8:22.920	
3	2	3:47.096	37.971	1:27.505	1:41.620	3.553	4.061	17.786	6.045	290.0	22:12	12:10.016	
4	2	3:43.548	35.229	1:26.888	1:41.431	3.516	4.082	17.738	6.190	291.6	22:15	15:53.564	
5	2	3:43.420	34.650	1:27.206	1:41.564	3.523	4.084	17.510	6.180	291.6	22:19	19:36.984	
6	2	3:47.530	35.057	1:27.303	1:45.170	3.547	4.078	20.450	6.333	291.6	22:23	23:24.514	
7	2	3:58.053B	35.184	1:28.303	1:54.566		4.079	18.953		291.6	22:27	27:22.567	
8	3	5:26.111	2:12.964	1:29.548	1:43.599	3.507		18.302	6.476	290.8	22:32	32:48.678	
9	3	3:56.276B	35.471	1:29.477	1:51.328		4.079	17.858		290.8	22:36	36:44.954	
10	3	5:05.774	1:48.207	1:28.213	1:49.354	3.535		21.093	8.635	294.0	22:41	41:50.728	
11	3	7:13.821B	35.350	2:19.427	4:19.044		4.078	47.644		147.0	22:49	49:04.549	

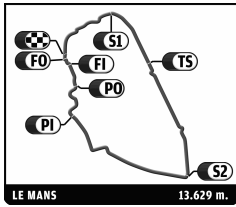
50		Larbre Competition		3.Ricky TAYLOR						Chevrolet Corvette C6-ZR1		LMGTE Am	
		1.Patrick BORNHAUSER											
		2.Julien CANAL											
1	2	6:02.287	2:26.855	1:38.933	1:56.499	3.848		22.563	7.038	265.1	22:06	6:02.287	
2	2	4:06.955	38.634	1:35.018	1:53.303	3.774	4.435	22.063	6.704	276.7	22:10	10:09.242	
3	2	4:19.258B	39.362	1:36.773	2:03.123		4.402	22.125		275.3	22:14	14:28.500	
4	2	5:17.284	1:45.738	1:36.953	1:54.593	3.763		21.754	7.065	263.2	22:19	19:45.784	
5	2	4:04.873	38.289	1:35.090	1:51.494	3.762	4.419	20.904	6.542	274.6	22:23	23:50.657	
6	2	4:08.174	38.250	1:34.857	1:55.067	3.811	4.417	20.903	7.723	277.4	22:27	27:58.831	
7	2	4:20.238B	38.663	1:35.153	2:06.422		4.422	22.723		275.3	22:32	32:19.069	
8	1	7:19.149	3:40.583	1:40.375	1:58.191	3.872		22.722	7.649	248.7	22:39	39:38.218	
9	1	4:15.105	40.069	1:37.163	1:57.873	3.942	4.473	22.216	7.550	271.8	22:43	43:53.323	
10	1	4:18.691	40.708	1:38.363	1:59.620	3.925	4.493	24.588	7.592	272.5	22:48	48:12.014	
11	1	4:14.087	40.076	1:37.764	1:56.247	3.869	4.478	22.406	7.292	273.2	22:52	52:26.101	
12	1	4:12.447	39.868	1:36.911	1:55.668	3.942	4.465	21.906	7.032	273.9	22:56	56:38.548	
13	1	4:25.873B	41.104	1:37.334	2:07.435		4.481	23.414		273.9	23:01	1:01:04.421	





# 24 HEURES DU MANS 90<sup>ANS</sup>

## 22-23 JUN 2013



### FIA WEC

#### 81<sup>e</sup> Edition des 24 Heures du Mans

#### Qualifying Practice 1

**Night Session**

### Sector Analysis

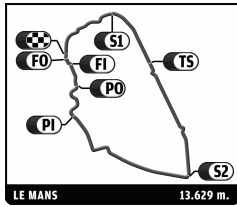
■ Personal Best   ■ Session Best   B Crossing the finish line in pit lane

Lap	D	Time	Sector 1	Sector 2	Sector 3	T6	T7	Porsche	Ford	T. Spd	Hour	Elapsed
<b>51</b>		<b>AF Corse</b>	Ferrari 458 Italia LMGTE Pro									
		1.Gianmaria BRUNI	3.Matteo MALUCELLI									
		2.Giancarlo FISICHELLA										
1	1	5:57.747	2:31.768	1:34.805	1:51.174	3.590		21.079	6.259	284.7	22:05	5:57.747
2	1	3:56.541	37.209	1:31.890	1:47.442	3.487	4.278	20.337	5.914	286.2	22:09	9:54.288
3	1	4:00.318	38.363	1:32.586	1:49.369	3.546	4.242	20.926	6.389	286.9	22:13	13:54.606
4	1	3:55.909	36.827	1:31.321	1:47.761	3.536	4.255	20.390	6.097	286.9	22:17	17:50.515
5	1	4:15.225 B	38.450	1:33.602	2:03.173		4.247	21.552		281.0	22:22	22:05.740
6	2	6:24.890	2:59.209	1:34.250	1:51.431	3.725		21.205	6.520	278.8	22:28	28:30.630
7	2	4:01.377	38.133	1:32.824	1:50.420	3.652	4.357	21.414	6.283	286.9	22:32	32:32.007
8	2	3:59.295	37.830	1:32.065	1:49.400	3.756	4.313	20.757	6.211	289.3	22:36	36:31.302
9	2	3:58.961	37.906	1:32.001	1:49.054	3.832	4.357	20.608	6.100	288.5	22:40	40:30.263
10	2	3:59.555	37.850	1:32.153	1:49.552	3.692	4.386	20.764	6.094	287.7	22:44	44:29.818
11	2	4:03.890	39.259	1:33.395	1:51.236	3.656	4.329	21.047	6.525	286.2	22:48	48:33.708
12	2	3:59.931	37.991	1:32.409	1:49.531	3.739	4.331	20.844	6.060	288.5	22:52	52:33.639
13	2	3:59.036	37.798	1:32.016	1:49.222	3.743	4.347	20.665	6.072	287.7	22:56	56:32.675
14	2	4:14.400 B	37.842	1:34.130	2:02.428		4.347	21.493		288.5	23:00	1:00:47.075
15	2	5:43.697 B	1:38.249	1:36.958	2:28.490			27.938		277.4	23:06	1:06:30.772
<b>53</b>		<b>SRT Motorsports</b>	Viper GTS-R LMGTE Pro									
		1.Ryan DALZIEL	3.Marc GOOSSENS									
		2.Dominik FARNBACHER										
1	1	4:55.760	1:25.965	1:36.476	1:53.319	3.723		21.546	6.829	278.1	22:04	4:55.760
2	1	4:07.321	38.273	1:34.321	1:54.727	3.794	4.383	21.564	8.295	281.7	22:09	9:03.081
3	1	4:06.148	40.195	1:34.699	1:51.254	3.724	4.407	20.851	6.663	283.9	22:13	13:09.229
4	1	4:05.526	38.365	1:34.439	1:52.722	3.743	4.366	21.808	6.739	278.8	22:17	17:14.755
5	1	4:18.841 B	40.461	1:35.863	2:02.517		4.387	22.186		278.1	22:21	21:33.596
6	2	6:24.252	2:54.344	1:36.492	1:53.416	3.804		21.181	7.257	278.8	22:27	27:57.848
7	2	4:05.087	38.388	1:34.250	1:52.449	3.711	4.415	21.265	6.670	278.8	22:32	32:02.935
8	2	4:05.438	38.590	1:33.815	1:53.033	3.754	4.380	22.304	6.647	278.8	22:36	36:08.373
9	2	4:03.127	38.446	1:33.600	1:51.081	3.741	4.388	20.896	6.478	279.5	22:40	40:11.500
10	2	4:13.361 B	38.477	1:34.543	2:00.341		4.384	21.285		278.8	22:44	44:24.861
11	3	9:31.661	6:01.014	1:37.434	1:53.213	3.778		21.477	6.845	272.5	22:53	53:56.522
12	3	4:05.186	38.575	1:34.351	1:52.260	3.787	4.396	21.085	6.703	278.8	22:58	58:01.708
13	3	4:03.400	38.230	1:34.100	1:51.070	3.873	4.395	20.728	6.570	279.5	23:02	1:02:05.108
14	3	4:31.792 B	38.360	1:35.467	2:17.965		4.432	23.213		279.5	23:06	1:06:36.900
<b>54</b>		<b>AF Corse</b>	Ferrari 458 Italia LMGTE Am									
		1.Yannick MALLEGOL	3.Howard BLANK									
		2.Jean-Marc BACHELIER										
1	2	6:01.074 B	1:39.071	1:52.627	2:29.376			31.389		209.7	22:06	6:01.074
2	1	7:01.876	3:14.886	1:40.687	2:06.303	4.689		25.819	7.403	279.5	22:13	13:02.950
3	1	4:16.567	41.646	1:37.927	1:56.994	4.209	4.682	23.589	7.059	281.7	22:17	17:19.517
4	1	4:12.725	40.082	1:36.058	1:56.585	3.977	4.589	23.516	7.233	282.5	22:21	21:32.242
5	1	4:11.274	39.369	1:35.921	1:55.984	4.120	4.493	22.909	7.080	281.0	22:25	25:43.516
6	1	4:11.912	40.012	1:36.719	1:55.181	4.005	4.531	22.593	7.018	283.2	22:29	29:55.428
7	1	4:09.064	39.510	1:35.605	1:53.949	4.096	4.491	22.025	6.840	281.7	22:34	34:04.492
8	1	4:40.106 B	42.774	1:40.092	2:17.240		4.516	24.448		242.6	22:38	38:44.598
9	3	6:48.512	2:50.937	1:42.090	2:15.485	4.347		28.033	8.235	263.2	22:45	45:33.110
10	3	4:36.613	44.162	1:43.550	2:08.901	4.290	4.729	26.591	8.361	208.8	22:50	50:09.723
11	3	4:28.613	42.416	1:39.777	2:06.420	4.237	4.599	25.855	7.674	268.4	22:54	54:38.336
12	3	4:28.548	42.535	1:40.927	2:05.086	4.192	4.644	25.781	7.689	243.6	22:59	59:06.884
13	3	4:26.515	42.086	1:39.052	2:05.377	4.290	4.556	26.070	7.770	257.6	23:03	1:03:33.399
14	3	4:53.566 B	44.181	1:46.217	2:23.168		4.583	26.940		210.1	23:08	1:08:26.965
<b>55</b>		<b>AF Corse</b>	Ferrari 458 Italia LMGTE Am									
		1.Piergiuseppe PERAZZINI	3.Darryl O'YOUNG									
		2.Lorenzo CASE										
1	3	6:01.651	2:26.418	1:38.569	1:56.664	3.844		22.531	7.411	257.0	22:06	6:01.651



# 24 HEURES DU MANS 90<sup>ANS</sup>

## 22-23 JUN 2013



### FIA WEC

#### 81<sup>e</sup> Edition des 24 Heures du Mans

#### Qualifying Practice 1

**Night Session**

### Sector Analysis

■ Personal Best   ■ Session Best   B Crossing the finish line in pit lane

Lap	D	Time	Sector 1	Sector 2	Sector 3	T6	T7	Porsche	Ford	T. Spd	Hour	Elapsed
2	3	4:04.594	38.542	1:34.000	1:52.052	3.746	4.404	21.486	7.089	281.7	22:10	10:06.245
3	3	<b>4:03.966</b>	<b>38.463</b>	1:34.090	<b>1:51.413</b>	3.764	4.373	21.447	6.886	281.7	22:14	14:10.211
4	3	4:04.020	38.640	<b>1:32.691</b>	1:52.689	3.898	4.379	21.165	8.361	286.9	22:18	18:14.231
5	3	4:34.027 <b>B</b>	42.330	1:39.876	2:11.821	4.422	4.422	24.043		213.0	22:22	22:48.258
6	1	6:17.902	2:39.712	1:39.991	1:58.199	3.959		23.585	7.160	274.6	22:29	29:06.160
7	1	4:13.319	40.353	1:37.286	1:55.680	3.858	4.466	22.960	7.092	257.0	22:33	33:19.479
8	1	4:11.819	40.207	1:36.308	1:55.304	3.936	4.432	22.684	7.028	282.5	22:37	37:31.298
9	1	4:12.604	39.526	1:35.917	1:57.161	4.017	4.441	23.397	7.211	283.2	22:41	41:43.902
10	1	4:31.024 <b>B</b>	40.663	1:41.804	2:08.557	4.458	4.458	22.966		186.8	22:46	46:14.926
11	2	6:58.158	3:15.976	1:40.287	2:01.895	4.082		23.013	10.983	233.7	22:53	53:13.084
12	2	4:15.568	40.528	1:37.326	1:57.714	4.010	4.502	22.720	7.005	280.3	22:57	57:28.652
13	2	4:12.808	39.760	1:36.309	1:56.739	4.108	4.490	22.588	7.313	280.3	23:01	1:01:41.460
14	2	4:50.903 <b>B</b>	42.684	1:38.985	2:29.234		4.495	27.787		280.3	23:06	1:06:32.363

61		AF Corse	3.Marco CIOCI										Ferrari 458 Italia
		1.Jack GERBER											LMGTE Am
		2.Matt GRIFFIN											
1	1	6:10.732	2:31.017	1:38.111	2:01.604	4.111		25.165	7.879	248.1	22:06	6:10.732	
2	1	4:19.705	41.470	1:38.402	1:59.833	4.169	4.508	25.089	7.425	265.1	22:10	10:30.437	
3	1	4:17.564	41.628	1:36.908	1:59.028	4.174	4.529	24.838	6.930	282.5	22:14	14:48.001	
4	1	4:19.187	40.669	1:37.229	2:01.289	4.137	4.525	24.554	7.614	283.2	22:19	19:07.188	
5	1	4:33.942 <b>B</b>	42.065	1:38.336	2:13.541	4.524		24.578		283.9	22:23	23:41.130	
6	3	6:31.191	2:58.076	1:35.990	1:57.125	3.869		21.971	6.692	280.3	22:30	30:12.321	
7	3	<b>4:02.815</b>	38.321	<b>1:32.703</b>	<b>1:51.791</b>	3.769	4.427	21.250	7.020	286.9	22:34	34:15.136	
8	3	4:43.992	<b>38.131</b>	1:33.644	2:32.217	4.195	4.382	33.100	6.823	287.7	22:38	38:59.128	
9	3	4:26.173	43.198	1:49.456	1:53.519	3.699	4.720	21.436	6.337	200.7	22:43	43:25.301	
10	3	4:11.511	38.141	1:34.439	1:58.931	3.747	4.363	22.395	6.507	284.7	22:47	47:36.812	
11	3	4:06.526	38.176	1:32.728	1:55.622	9.289	4.360	21.015	6.183	290.0	22:51	51:43.338	
12	3	4:44.991 <b>B</b>	50.270	1:42.876	2:11.845	5.493		23.402		239.9	22:56	56:28.329	
13	2	6:44.294	3:10.808	1:37.444	1:56.042	3.875		22.741	6.858	238.3	23:03	1:03:12.623	
14	2	4:29.156 <b>B</b>	38.829	1:42.491	2:07.836		4.435	22.273		261.9	23:07	1:07:41.779	

67		IMSA Performance Matmut	3.Wolf HENZLER										Porsche 911 GT3 RSR
		1.Pascal GIBON											LMGTE Am
		2.Patrice MILESI											
1	3	6:35.716	3:10.711	1:34.143	1:50.862	3.724		21.063	6.702	283.2	22:06	6:35.716	
2	3	<b>4:00.503</b>	<b>37.825</b>	<b>1:32.640</b>	<b>1:50.038</b>	3.655	4.342	20.922	6.558	284.7	22:10	10:36.219	
3	3	4:09.253	41.866	1:34.700	1:52.687	3.723	4.314	22.980	6.753	285.4	22:14	14:45.472	
4	3	4:10.891 <b>B</b>	38.138	1:33.052	1:59.701	4.349		21.780		286.2	22:18	18:56.363	
5	1	6:13.424	2:27.544	1:43.944	2:01.936	4.277		24.065	8.114	276.7	22:25	25:09.787	
6	1	4:20.487	41.456	1:39.478	1:59.553	4.041	4.558	24.121	7.612	255.7	22:29	29:30.274	
7	1	4:19.549	41.316	1:38.677	1:59.556	4.004	4.463	23.927	7.510	280.3	22:33	33:49.823	
8	1	4:18.066	40.751	1:38.300	1:59.015	4.062	4.456	23.891	7.209	271.8	22:38	38:07.889	
9	1	4:20.487	41.108	1:37.900	2:01.479	4.141	4.470	24.364	7.741	276.0	22:42	42:28.376	
10	1	5:11.177 <b>B</b>	41.387	1:40.519	2:49.271	4.481		25.608		268.4	22:47	47:39.553	
11	2	7:47.480	4:01.276	1:43.752	2:02.452	4.083		25.458	7.869	255.1	22:55	55:27.033	
12	2	4:21.116	41.346	1:39.737	2:00.033	4.023	4.539	23.397	7.546	257.0	22:59	59:48.149	
13	2	4:25.198	43.250	1:39.563	2:02.385	4.250	4.460	25.498	8.697	286.2	23:04	1:04:13.347	
14	2	5:06.851 <b>B</b>	45.568	2:00.295	2:20.988		4.528	26.274		191.5	23:09	1:09:20.198	

70		Larbre Competition	3.Philippe DUMAS										Chevrolet Corvette C6-ZR1
		1.Cooper MacNEIL											LMGTE Am
		2.Manuel RODRIGUES											
1	3	6:56.966 <b>B</b>	3:14.309	1:40.632	2:02.025			22.207		276.7	22:06	6:56.966	
2	3	5:42.976	2:08.692	1:40.288	1:53.996	3.896		21.585	6.758	224.9	22:12	12:39.942	
3	3	<b>4:04.512</b>	38.378	<b>1:34.642</b>	<b>1:51.492</b>	3.878	4.461	21.195	6.391	278.1	22:16	16:44.454	
4	3	4:08.829	<b>38.178</b>	1:36.747	1:53.904	3.814	4.445	21.147	7.014	280.3	22:20	20:53.283	
5	3	6:07.894 <b>B</b>	38.382	1:35.051	3:54.461		4.420	21.064	1:58.078	280.3	22:27	27:01.177	
6	1	14:32.193	...	1:48.587	2:14.661	4.085		30.768	7.943	176.5	22:41	41:33.370	



# 24 HEURES DU MANS 90<sup>ANS</sup>

## 22-23 JUN 2013



### FIA WEC

#### 81<sup>e</sup> Edition des 24 Heures du Mans

#### Qualifying Practice 1

**Night Session**

### Sector Analysis

■ Personal Best   ■ Session Best   B Crossing the finish line in pit lane

Lap	D	Time	Sector 1	Sector 2	Sector 3	T6	T7	Porsche	Ford	T. Spd	Hour	Elapsed
7	1	7:14.336B	44.609	2:31.141	3:58.586		4.554	45.808		140.7	22:48	48:47.706

71		AF Corse		3.Toni VILANDER						Ferrari 458 Italia		LMGTE Pro	
		1.Olivier BERETTA											
		2.Kamui KOBAYASHI											
1	3	4:52.132	1:22.572	1:36.533	1:53.027	3.540		20.891	7.491	282.5	22:04	4:52.132	
2	3	3:58.019	37.282	1:32.008	1:48.729	3.672	4.260	20.530	6.402	292.4	22:08	8:50.151	
3	3	3:56.645	37.697	1:31.504	1:47.444	3.542	4.321	20.206	5.983	288.5	22:12	12:46.796	
4	3	4:07.920B	37.685	1:32.300	1:57.935		4.254	20.737		291.6	22:16	16:54.716	
5	3	6:15.062	2:52.058	1:33.840	1:49.164	3.523		20.531	6.121	261.3	22:23	23:09.778	
6	3	3:56.471	36.961	1:31.845	1:47.665	3.591	4.261	20.156	6.010	286.9	22:27	27:06.249	
7	3	3:59.194	36.997	1:31.965	1:50.232	3.508	4.296	20.824	7.208	290.8	22:31	31:05.443	
8	3	4:20.954B	37.022	1:37.051	2:06.881		4.249	21.683		288.5	22:35	35:26.397	
9	1	6:32.531	2:56.998	1:40.386	1:55.147	3.742		22.515	7.018	272.5	22:41	41:58.928	
10	1	4:02.929	38.222	1:33.660	1:51.047	3.672	4.363	21.629	6.351	287.7	22:46	46:01.857	
11	1	4:02.300	38.127	1:33.154	1:51.019	3.776	4.337	21.607	6.328	287.7	22:50	50:04.157	
12	1	4:01.499	38.262	1:33.127	1:50.110	3.658	4.373	21.037	6.227	285.4	22:54	54:05.656	
13	1	4:00.485	37.869	1:33.022	1:49.594	3.532	4.327	20.865	5.981	286.2	22:58	58:06.141	
14	1	4:00.537	38.215	1:32.746	1:49.576	3.635	4.266	20.824	6.151	286.2	23:02	1:02:06.678	
15	1	4:31.747B	37.783	1:34.861	2:19.103		4.317	22.990		288.5	23:06	1:06:38.425	

73		Corvette Racing		3.Jordan TAYLOR						Chevrolet Corvette C6-ZR1		LMGTE Pro	
		1.Jan MAGNUSSEN											
		2.Antonio GARCIA											
1	2	4:41.267	1:08.851	1:36.560	1:55.856	3.781		22.995	6.788	266.5	22:04	4:41.267	
2	2	4:00.861	38.041	1:33.209	1:49.611	3.719	4.412	20.414	6.443	275.3	22:08	8:42.128	
3	2	4:02.236	38.085	1:34.042	1:50.109	3.786	4.371	20.584	6.428	281.7	22:12	12:44.364	
4	2	4:00.317	38.140	1:32.719	1:49.458	3.708	4.410	20.487	6.325	283.9	22:16	16:44.681	
5	2	4:15.227B	38.582	1:36.494	2:00.151		4.358	20.791		275.3	22:20	20:59.908	
6	2	8:00.865	4:30.887	1:37.539	1:52.439	3.830		20.633	6.451	278.8	22:29	29:00.773	
7	2	3:59.526	37.645	1:32.700	1:49.181	3.745	4.435	20.243	6.315	280.3	22:33	33:00.299	
8	2	4:18.130B	38.812	1:34.526	2:04.792		4.384	22.559		281.0	22:37	37:18.429	
9	1	6:00.259	2:24.122	1:40.454	1:55.683	3.803		22.107	6.884	238.3	22:43	43:18.688	
10	1	4:16.358	39.608	1:35.017	2:01.733	3.911	4.420	22.600	6.700	279.5	22:47	47:35.046	
11	1	4:07.063	38.727	1:35.177	1:53.159	4.026	4.463	21.784	6.701	279.5	22:51	51:42.109	
12	1	4:13.776B	39.429	1:34.670	1:59.677		4.501	21.780		282.5	22:55	55:55.885	

74		Corvette Racing		3.Richard WESTBROOK						Chevrolet Corvette C6-ZR1		LMGTE Pro	
		1.Oliver GAVIN											
		2.Tommy MILNER											
1	1	4:33.413	1:04.286	1:35.473	1:53.654	3.771		21.858	6.577	261.9	22:04	4:33.413	
2	1	4:07.960B	38.038	1:32.795	1:57.127		4.393	20.737		284.7	22:08	8:41.373	
3	1	6:15.575	2:50.263	1:33.554	1:51.758	3.681		20.745	6.341	282.5	22:14	14:56.948	
4	1	3:59.860	37.613	1:32.494	1:49.753	3.751	4.360	20.343	6.377	282.5	22:18	18:56.808	
5	1	4:00.710	37.879	1:32.800	1:50.031	3.728	4.397	20.634	6.434	281.0	22:22	22:57.518	
6	1	4:11.253B	37.853	1:33.236	2:00.164		4.372	21.612		282.5	22:27	27:08.771	
7	3	7:18.820	3:47.344	1:36.631	1:54.845	4.189		21.885	7.226	283.2	22:34	34:27.591	
8	3	4:08.985	39.108	1:35.113	1:54.764	3.847	4.547	22.599	6.680	276.0	22:38	38:36.576	
9	3	4:04.034	38.394	1:34.097	1:51.543	3.809	4.417	21.048	6.492	281.7	22:42	42:40.610	
10	3	4:20.941B	39.045	1:34.659	2:07.237		4.412	22.175		281.0	22:47	47:01.551	
11	3	8:46.444	5:17.316	1:35.040	1:54.088	3.818		22.102	6.570	278.8	22:55	55:47.995	
12	3	4:03.050	38.225	1:33.577	1:51.248	3.769	4.417	21.025	6.503	281.0	22:59	59:51.045	
13	3	4:03.000	38.499	1:33.510	1:50.991	3.828	4.384	20.731	6.424	282.5	23:03	1:03:54.045	
14	3	4:42.743B	38.852	1:45.849	2:18.042		4.413	24.068		212.1	23:08	1:08:36.788	

75		Prospeed Racing		3.Sébastien CRUBILE						Porsche 911 GT3 RSR		LMGTE Am	
		1.Emmanuel COLLARD											
		2.François PERRODO											
1	3	4:44.052	53.276	1:42.258	2:08.518	4.045		27.829	8.669	237.2	22:04	4:44.052	
2	3	4:17.108	41.393	1:37.725	1:57.990	4.062	4.494	23.687	8.096	285.4	22:09	9:01.160	



# 24 HEURES DU MANS 90<sup>ANS</sup>

## 22-23 JUN 2013



### FIA WEC

#### 81<sup>e</sup> Edition des 24 Heures du Mans

#### Qualifying Practice 1

**Night Session**

### Sector Analysis

■ Personal Best ■ Session Best B Crossing the finish line in pit lane

Lap	D	Time	Sector 1	Sector 2	Sector 3	T6	T7	Porsche	Ford	T. Spd	Hour	Elapsed
3	3	4:13.325	40.341	1:37.172	1:55.812	3.879	4.484	23.087	7.269	264.5	22:13	13:14.485
4	3	4:11.719	40.114	1:34.940	1:56.665	4.069	4.426	23.081	7.644	285.4	22:17	17:26.204
5	3	4:27.875 B	41.906	1:37.954	2:08.015		4.476	24.530		283.9	22:21	21:54.079
6	2	8:12.336	4:26.796	1:42.723	2:02.817	4.063		24.686	8.147	281.7	22:30	30:06.415
7	2	4:21.154	41.148	1:37.766	2:02.240	4.387	4.477	24.729	7.806	284.7	22:34	34:27.569
8	2	4:21.254	42.786	1:36.242	2:02.226	4.106	4.572	25.080	7.580	289.3	22:38	38:48.823
9	2	4:19.696	41.014	1:37.744	2:00.938	4.015	4.476	24.739	7.797	283.9	22:43	43:08.519
10	2	4:34.625 B	41.722	1:37.426	2:15.477		4.452	24.833		285.4	22:47	47:43.144
11	1	7:57.406 B	4:17.686	1:36.471	2:03.249			22.708		282.5	22:55	55:40.550
12	1	9:27.317 B	5:34.366	1:41.378	2:11.573			24.069		260.7	23:05	1:05:07.867

**76** IMSA Performance Matmut  
 1. Raymond NARAC 3. Jean-Karl VERNAY Porsche 911 GT3 RSR  
 2. Christophe BOURRET LMGTE Am

1	3	4:37.943	1:02.594	1:38.135	1:57.214	3.944		24.129	6.933	245.9	22:04	4:37.943
2	3	4:16.757 B	39.941	1:35.369	2:01.447		4.459	22.361		279.5	22:08	8:54.700
3	3	5:23.016	1:55.956	1:34.321	1:52.739	3.746		22.107	6.515	283.2	22:14	14:17.716
4	3	4:01.713	38.122	1:33.116	1:50.475	3.726	4.386	21.091	6.406	281.7	22:18	18:19.429
5	3	4:02.410	38.031	1:33.523	1:50.856	3.780	4.371	21.248	6.467	278.1	22:22	22:21.839
6	3	4:02.296	38.056	1:33.368	1:50.872	3.755	4.388	21.131	6.339	279.5	22:26	26:24.135
7	3	4:19.963 B	39.154	1:35.091	2:05.718		4.374	23.611		279.5	22:30	30:44.098
8	1	7:01.524	3:27.598	1:39.327	1:54.599	3.964		22.357	6.803	277.4	22:37	37:45.622
9	1	4:08.456	38.929	1:35.803	1:53.724	3.879	4.472	21.795	6.662	281.7	22:41	41:54.078
10	1	4:25.289 B	38.670	1:42.815	2:03.804		4.441	22.695		269.8	22:46	46:19.367
11	2	9:07.102	5:20.764	1:42.860	2:03.478	4.163		25.018	7.867	245.9	22:55	55:26.469
12	2	4:21.197	41.358	1:39.782	2:00.057	4.074	4.532	24.122	7.803	278.8	22:59	59:47.666
13	2	4:52.359 B	44.446	1:39.930	2:27.983		4.510	29.745		279.5	23:04	1:04:40.025

**77** Dempsey Del Piero-Proton  
 1. Patrick DEMPSEY 3. Patrick LONG Porsche 911 GT3 RSR  
 2. Joe FOSTER LMGTE Am

1	3	4:54.692 B	1:16.186	1:37.177	2:01.329			22.356		261.9	22:04	4:54.692
2	3	5:29.300	1:57.495	1:36.078	1:55.727	3.771		22.052	7.314	260.7	22:10	10:23.992
3	3	4:11.667	41.591	1:34.526	1:55.550	3.660	4.374	23.892	6.621	282.5	22:14	14:35.659
4	3	4:03.378	38.392	1:33.527	1:51.459	3.698	4.334	21.836	6.437	283.9	22:18	18:39.037
5	3	4:26.849 B	41.199	1:35.563	2:10.087		4.350	24.221		283.2	22:23	23:05.886
6	1	8:29.719	4:50.803	1:38.958	1:59.958	3.936		24.937	7.104	276.7	22:31	31:35.605
7	1	4:49.182 B	40.684	1:51.249	2:17.249		4.418	26.151		272.5	22:36	36:24.787
8	1	10:02.947	6:25.185	1:38.188	1:59.574	3.954		24.286	7.251	257.6	22:46	46:27.734
9	1	4:14.144	40.019	1:36.908	1:57.217	3.911	4.455	23.368	7.265	280.3	22:50	50:41.878
10	1	4:24.014 B	39.683	1:36.719	2:07.612		4.444	23.937		267.1	22:55	55:05.892
11	2	9:36.278 B	5:48.574	1:37.727	2:09.977			23.521		283.2	23:04	1:04:42.170

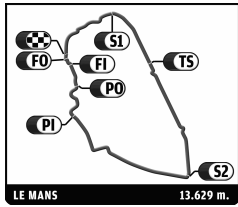
**81** B Star Motorsports  
 1. Vicente POTOLICCHIO 3. Jason BRIGHT Ferrari 458 Italia  
 2. Rui AGUAS LMGTE Am

1	1	5:01.194	1:25.557	1:37.926	1:57.711	3.922		23.254	6.994	265.1	22:05	5:01.194
2	1	4:09.953	39.467	1:35.893	1:54.593	3.799	4.457	22.460	6.791	282.5	22:09	9:11.147
3	1	4:10.679	38.973	1:37.273	1:54.433	3.845	4.415	22.623	6.647	285.4	22:13	13:21.826
4	1	4:08.213	39.093	1:35.303	1:53.817	3.796	4.437	22.222	6.716	281.7	22:17	17:30.039
5	1	4:07.625	38.863	1:35.583	1:53.179	3.775	4.414	22.035	6.663	281.0	22:21	21:37.664
6	1	4:12.463	39.629	1:37.718	1:55.116	3.852	4.404	22.779	6.895	281.7	22:25	25:50.127
7	1	4:19.199 B	39.249	1:35.299	2:04.651		4.435	22.401		283.9	22:30	30:09.326
8	3	6:59.194	3:13.934	1:43.091	2:02.169	4.118		24.922	7.727	248.7	22:37	37:08.520
9	3	4:23.279	41.237	1:38.322	2:03.720	4.133	4.539	24.717	7.355	263.2	22:41	41:31.799
10	3	4:14.828	40.253	1:36.861	1:57.714	4.088	4.525	23.287	7.535	281.7	22:45	45:46.627
11	3	4:12.947	39.759	1:36.127	1:57.061	4.047	4.518	23.424	7.323	282.5	22:49	49:59.574
12	3	4:09.655	39.383	1:35.428	1:54.844	4.083	4.499	22.179	6.948	281.7	22:54	54:09.229
13	3	4:08.730	39.005	1:35.035	1:54.690	3.914	4.510	22.548	6.958	283.2	22:58	58:17.959



# 24 HEURES DU MANS 90<sup>ANS</sup>

## 22-23 JUN 2013



### FIA WEC

#### 81<sup>e</sup> Edition des 24 Heures du Mans

#### Qualifying Practice 1

**Night Session**

### Sector Analysis

Lap	D	Time	Sector 1	Sector 2	Sector 3	T6	T7	Porsche	Ford	T. Spd	Hour	Elapsed
14	3	4:08.029	38.892	1:34.429	1:54.708	3.885	4.461	22.351	6.767	280.3	23:02	1:02:25.988
15	3	4:42.214 <b>B</b>	38.846	1:42.698	2:20.670		4.446	26.102		281.7	23:07	1:07:08.202
<b>88</b> Proton Competition Porsche 911 GT3 RSR 1.Christian RIED 3.Paolo RUBERTI LMGTE Am 2.Gianluca RODA												
1	3	4:42.357	1:09.736	1:36.445	1:56.176	3.709		22.138	7.472	253.3	22:04	4:42.357
2	3	4:01.504	38.164	1:33.908	1:49.432	3.586	4.331	21.012	6.230	291.6	22:08	8:43.861
3	3	3:59.342	37.851	1:32.097	1:49.394	3.863	4.264	20.894	6.430	292.4	22:12	12:43.203
4	3	3:59.246	37.824	1:32.292	1:49.130	3.697	4.366	20.922	6.133	289.3	22:16	16:42.449
5	3	4:06.673	37.645	1:35.152	1:53.876	3.715	4.317	22.381	6.331	286.9	22:20	20:49.122
6	3	4:23.937 <b>B</b>	38.134	1:39.046	2:06.757		4.322	24.392		223.5	22:25	25:13.059
7	3	9:16.161	5:47.588	1:34.443	1:54.130	3.705		22.904	6.610	284.7	22:34	34:29.220
8	3	4:02.611	37.974	1:31.865	1:52.772	3.612	4.311	21.579	6.333	290.0	22:38	38:31.831
9	3	4:13.948	37.809	1:31.892	2:04.247	18.724	4.292	20.924	6.291	288.5	22:42	42:45.779
10	3	5:01.514 <b>B</b>	52.761	1:46.612	2:22.141		9.840	25.066		210.5	22:47	47:47.293
11	2	9:55.494	6:14.650	1:43.476	1:57.368	3.946		23.566	6.913	203.0	22:57	57:42.787
12	2	4:08.515	39.424	1:35.835	1:53.256	3.698	4.417	22.599	6.551	278.1	23:01	1:01:51.302
13	2	4:42.353 <b>B</b>	38.844	1:35.699	2:27.810		4.320	27.766		286.9	23:06	1:06:33.655
<b>91</b> Porsche AG Team Manthey Porsche 911 RSR 1.Jörg BERGMEISTER 3.Timo BERNHARD LMGTE Pro 2.Patrick PILET												
1	2	4:30.066	1:00.433	1:35.911	1:53.722	3.672		21.903	7.210	260.7	22:04	4:30.066
2	2	3:56.573	36.872	1:31.919	1:47.782	3.719	4.282	20.458	6.115	290.0	22:08	8:26.639
3	2	4:04.697	38.550	1:35.202	1:50.945	3.622	4.299	21.655	6.481	253.9	22:12	12:31.336
4	2	3:56.880	37.799	1:31.282	1:47.799	3.588	4.272	20.531	6.187	289.3	22:16	16:28.216
5	2	4:07.879 <b>B</b>	36.944	1:31.195	1:59.740		4.257	21.794		288.5	22:20	20:36.095
6	2	10:35.006	7:05.666	1:34.540	1:54.800	3.684		21.801	8.505	288.5	22:31	31:11.101
7	2	4:01.779	37.797	1:33.558	1:50.424	3.715	4.304	21.121	6.196	290.0	22:35	35:12.880
8	2	4:07.114 <b>B</b>	38.284	1:31.692	1:57.138		4.313	20.724		289.3	22:39	39:19.994
9	1	9:44.179	6:16.750	1:34.590	1:52.839	3.625		21.862	6.474	281.0	22:49	49:04.173
10	1	4:00.624	37.767	1:33.058	1:49.799	3.598	4.298	21.020	6.528	286.2	22:53	53:04.797
11	1	4:00.261	37.607	1:33.129	1:49.525	3.904	4.280	20.861	6.116	287.7	22:57	57:05.058
12	1	3:59.866	37.963	1:32.820	1:49.083	3.649	4.479	20.764	6.304	287.7	23:01	1:01:04.924
13	1	4:09.790 <b>B</b>	37.339	1:33.449	1:59.002		4.296	21.306		286.2	23:05	1:05:14.714
<b>92</b> Porsche AG Team Manthey Porsche 911 RSR 1.Marc LIEB 3.Romain DUMAS LMGTE Pro 2.Richard LIETZ												
1	2	4:21.773	53.890	1:36.581	1:51.302	3.735		20.844	6.577	255.7	22:04	4:21.773
2	2	3:56.457	37.156	1:31.377	1:47.924	3.767	4.315	20.445	6.112	288.5	22:08	8:18.230
3	2	8:33.113 <b>B</b>	4:30.626	1:38.283	2:24.204		4.323	22.452		255.7	22:16	16:51.343
4	2	9:31.567	6:06.765	1:33.216	1:51.586	3.700		21.262	7.422	286.9	22:26	26:22.910
5	2	3:59.739	37.256	1:31.575	1:50.908	3.680	4.308	21.509	7.133	290.8	22:30	30:22.649
6	2	4:02.053	37.564	1:32.247	1:52.242	3.683	4.297	22.418	6.645	293.2	22:34	34:24.702
7	2	4:09.077 <b>B</b>	37.427	1:31.391	2:00.259		4.289	21.783		292.4	22:38	38:33.779
8	1	8:18.635	4:48.045	1:33.472	1:57.118	3.737		21.878	6.718	290.8	22:46	46:52.414
9	1	3:59.523	37.737	1:32.226	1:49.560	3.685	4.329	20.938	6.462	290.8	22:50	50:51.937
10	1	3:58.424	37.425	1:31.881	1:49.118	3.728	4.301	20.736	6.231	289.3	22:54	54:50.361
11	1	4:02.024	37.541	1:32.071	1:52.412	3.769	4.307	22.307	6.578	292.4	22:58	58:52.385
12	1	4:06.702 <b>B</b>	37.787	1:32.005	1:56.910		4.453	20.878		290.0	23:02	1:02:59.087
<b>93</b> SRT Motorsports Viper GTS-R 1.Jonathan BOMARITO 3.Kuno WITTMER LMGTE Pro 2.Tommy KENDALL												
1	1	6:15.822	2:46.471	1:36.201	1:53.150	3.861		21.564	6.778	276.7	22:06	6:15.822
2	1	4:05.518	38.239	1:35.020	1:52.259	3.862	4.440	21.026	6.618	277.4	22:10	10:21.340
3	1	4:05.992	38.982	1:34.871	1:52.139	3.882	4.454	21.105	6.635	278.1	22:14	14:27.332
4	1	4:03.917	38.505	1:34.331	1:51.081	3.766	4.449	20.803	6.565	277.4	22:18	18:31.249





# 24 HEURES DU MANS 90<sup>ANS</sup>

## 22-23 JUN 2013



### FIA WEC

#### 81<sup>e</sup> Edition des 24 Heures du Mans

#### Qualifying Practice 1

**Night Session**

### Sector Analysis

Lap	D	Time	Sector 1	Sector 2	Sector 3	T6	T7	Porsche	Ford	T. Spd	Hour	Elapsed
5	1	4:03.461	38.182	1:34.024	1:51.255	3.897	4.417	20.881	6.556	278.8	22:22	22:34.710
6	1	4:11.269 B	38.023	1:33.722	1:59.524		4.461	20.875		281.0	22:26	26:45.979
7	3	6:50.420	3:19.966	1:37.295	1:53.159	3.818		21.581	6.774	276.0	22:33	33:36.399
8	3	4:04.242	38.539	1:33.906	1:51.797	3.927	4.416	21.230	6.623	280.3	22:37	37:40.641
9	3	4:18.108 B	38.236	1:33.858	2:06.014		4.445	23.745		280.3	22:41	41:58.749
10	3	6:21.565	2:47.355	1:37.294	1:56.916	3.822		22.864	7.295	276.7	22:48	48:20.314
11	3	4:15.212 B	38.565	1:34.638	2:02.009		4.399	21.367		279.5	22:52	52:35.526
12	3	6:17.845	2:45.783	1:36.508	1:55.554	3.920		22.559	6.698	278.8	22:58	58:53.371
13	3	4:17.906 B	39.147	1:36.566	2:02.193		4.420	21.561		278.1	23:03	1:03:11.277

95		Aston Martin Racing		3.Allan SIMONSEN		Aston Martin Vantage V8						
		1.Christoffer NYGAARD				LMGTE Am						
		2.Kristian POULSEN										
1	3	4:31.679	59.826	1:37.348	1:54.505	3.822		22.555	7.109	258.2	22:04	4:31.679
2	3	4:00.286	38.297	1:32.201	1:49.788	3.749	4.337	20.630	6.858	286.2	22:08	8:31.965
3	3	3:59.856	37.746	1:33.239	1:48.871	3.751	4.312	20.262	6.200	288.5	22:12	12:31.821
4	3	4:01.738	38.326	1:32.708	1:50.704	3.831	4.328	21.160	6.750	289.3	22:16	16:33.559
5	3	3:58.661	37.818	1:32.409	1:48.434	3.658	4.359	20.135	6.157	286.2	22:20	20:32.220
6	3	4:17.251 B	42.243	1:34.343	2:00.665		4.283	21.627		283.9	22:24	24:49.471
7	2	9:25.040	5:52.184	1:36.770	1:56.086	3.942		22.953	7.109	284.7	22:34	34:14.511
8	2	4:10.362	39.940	1:35.063	1:55.359	3.835	4.413	22.725	6.704	292.4	22:38	38:24.873
9	2	4:12.367	39.217	1:34.863	1:58.287	6.799	4.355	22.795	6.674	286.9	22:42	42:37.240
10	2	4:21.057	43.351	1:35.255	2:02.451	4.013	6.865	23.308	7.135	288.5	22:46	46:58.297
11	2	4:22.308 B	39.264	1:35.458	2:07.586		4.420	23.300		282.5	22:51	51:20.605
12	1	8:06.406	4:33.271	1:37.362	1:55.773	4.991		21.952	6.958	285.4	22:59	59:27.011
13	1	4:07.148	39.577	1:33.375	1:54.196	3.810	4.710	21.600	7.523	289.3	23:03	1:03:34.159
14	1	4:43.235 B	41.710	1:45.823	2:15.702		4.325	26.707		203.3	23:08	1:08:17.394

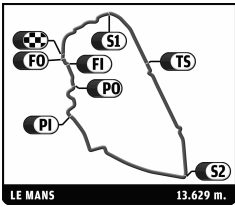
96		Aston Martin Racing		3.Stuart HALL		Aston Martin Vantage V8						
		1.Jamie CAMPBELL-WALTER				LMGTE Am						
		2.Roald GOETHE										
1	1	4:49.588	1:15.815	1:38.510	1:55.263	3.833		22.323	6.764	267.8	22:04	4:49.588
2	1	4:02.791	38.586	1:33.673	1:50.532	3.692	4.353	20.992	6.743	284.7	22:08	8:52.379
3	1	4:01.035	37.883	1:32.325	1:50.827	4.178	4.292	20.367	7.348	285.4	22:12	12:53.414
4	1	4:11.255 B	39.615	1:34.344	1:57.296		4.483	20.334		286.2	22:17	17:04.669
5	1	5:12.128 B	1:33.438	1:38.308	2:00.382			21.775		285.4	22:22	22:16.797
6	2	7:10.851	3:13.632	1:45.861	2:11.358	4.404		27.845	8.531	253.3	22:29	29:27.648
7	2	4:34.169	44.844	1:41.671	2:07.654	4.361	4.591	26.338	8.456	267.8	22:34	34:01.817
8	2	4:42.572	44.788	1:48.351	2:09.433	4.363	4.567	27.207	8.287	230.2	22:38	38:44.389
9	2	4:33.466	44.025	1:41.354	2:08.087	4.344	4.566	26.656	8.347	257.0	22:43	43:17.855
10	2	4:50.234 B	45.136	1:43.391	2:21.707		4.567	27.568		250.4	22:48	48:08.089
11	3	6:30.258	2:58.867	1:36.231	1:55.160	3.949		21.945	7.359	276.7	22:54	54:38.347
12	3	4:17.425	39.499	1:38.356	1:59.570	4.048	4.445	22.856	7.213	280.3	22:58	58:55.772
13	3	4:06.395	39.087	1:35.013	1:52.295	3.904	4.464	21.606	6.469	273.2	23:03	1:03:02.167
14	3	4:24.009 B	38.935	1:40.878	2:04.196		4.416	23.544		251.0	23:07	1:07:26.176

97		Aston Martin Racing		3.Darren TURNER		Aston Martin Vantage V8						
		1.Peter DUMBRECK				LMGTE Pro						
		2.Stefan MÜCKE										
1	2	6:14.770	2:45.612	1:35.797	1:53.361	3.739		22.199	6.855	277.4	22:06	6:14.770
2	2	3:59.148	37.785	1:33.366	1:47.997	3.672	4.325	20.028	6.317	282.5	22:10	10:13.918
3	2	3:56.146	37.189	1:31.210	1:47.747	3.701	4.288	19.839	6.592	288.5	22:14	14:10.064
4	2	3:56.004	37.313	1:31.457	1:47.234	3.669	4.293	19.691	6.086	285.4	22:18	18:06.068
5	2	4:06.661 B	37.624	1:32.026	1:57.011		4.289	20.561		284.7	22:22	22:12.729
6	3	7:08.130	3:40.265	1:35.235	1:52.630	3.772		22.536	6.597	280.3	22:29	29:20.859
7	3	3:59.503	37.827	1:32.720	1:48.956	3.740	4.334	20.365	6.320	282.5	22:33	33:20.362
8	3	4:01.728	39.155	1:33.668	1:48.905	3.748	4.305	20.201	6.451	281.0	22:37	37:22.090
9	3	4:08.149	37.897	1:34.320	1:55.932	3.851	4.322	24.603	6.620	278.1	22:41	41:30.239
10	3	4:12.182 B	38.061	1:34.435	1:59.686		4.394	20.792		276.7	22:45	45:42.421



# 24 HEURES DU MANS 90 ANS

## 22-23 JUN 2013



### FIA WEC

#### 81<sup>e</sup> Edition des 24 Heures du Mans

#### Qualifying Practice 1

**Night Session**

### Sector Analysis

Lap	D	Time	Sector 1	Sector 2	Sector 3	T6	T7	Porsche	Ford	T. Spd	Hour	Elapsed
11	1	5:35.873	2:07.484	1:36.149	1:52.240	3.868		20.988	7.022	253.3	22:51	51:18.294
12	1	4:06.333	38.539	1:33.723	1:54.071	3.805	4.374	22.503	7.123	282.5	22:55	55:24.627
13	1	4:01.962	38.152	1:33.496	1:50.314	4.050	4.351	20.205	6.648	283.2	22:59	59:26.589
14	1	4:02.999	37.988	1:32.722	1:52.289	3.834	4.432	21.627	6.676	285.4	23:03	1:03:29.588
15	1	4:43.030 <b>B</b>	38.639	1:47.363	2:17.028		4.360	25.751		202.6	23:08	1:08:12.618

**98** Aston Martin Racing  
 1. Bill AUBERLEN 3. Pedro LAMY  
 2. Paul DALLA LANA  
 Aston Martin Vantage V8 LMGT E Pro

1	3	6:09.363	2:37.839	1:37.377	1:54.147	3.735		21.641	7.118	264.5	22:06	6:09.363
2	3	3:59.253	37.645	1:32.123	1:49.485	3.706	4.331	20.899	6.476	282.5	22:10	10:08.616
3	3	3:57.203	37.319	1:31.703	1:48.181	3.673	4.301	19.893	6.339	286.9	22:14	14:05.819
4	3	<b>3:56.336</b>	<b>36.927</b>	<b>1:31.199</b>	1:48.210	3.725	4.294	20.027	6.244	282.5	22:18	18:02.155
5	3	4:08.291 <b>B</b>	37.424	1:32.124	1:58.743		4.330	20.919		283.9	22:22	22:10.446
6	3	10:14.838	6:50.962	1:33.975	1:49.901	3.696		20.303	6.444	277.4	22:32	32:25.284
7	3	3:58.184	37.446	1:31.964	1:48.774	3.730	4.328	19.856	6.311	281.0	22:36	36:23.468
8	3	4:07.348 <b>B</b>	37.347	1:31.938	1:58.063		4.331	21.133		281.0	22:40	40:30.816
9	2	7:13.439	3:35.608	1:38.710	1:59.121	3.915		23.485	7.516	284.7	22:47	47:44.255
10	2	4:07.411	39.209	1:34.178	1:54.024	3.806	4.429	21.938	7.138	281.0	22:51	51:51.666
11	2	4:07.259	40.016	1:33.972	1:53.271	3.799	4.377	21.802	7.269	281.7	22:55	55:58.925
12	2	4:08.144	38.738	1:35.865	1:53.541	3.826	4.381	21.976	6.867	279.5	23:00	1:00:07.069
13	2	4:06.433	38.858	1:33.802	1:53.773	4.074	4.389	21.950	7.411	281.0	23:04	1:04:13.502
14	2	5:04.646 <b>B</b>	43.928	1:54.185	2:26.533		4.461	26.539		221.2	23:09	1:09:18.148

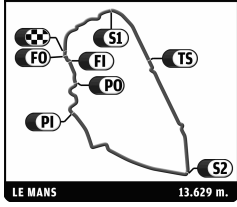
**99** Aston Martin Racing  
 1. Rob BELL 3. Bruno SENNA  
 2. Frédéric MAKOWIECKI  
 Aston Martin Vantage V8 LMGT E Pro

1	1	5:36.735	2:04.972	1:35.577	1:56.186	3.785		21.335	6.621	274.6	22:05	5:36.735
2	1	3:58.163	37.555	1:32.689	1:47.919	3.787	4.361	19.740	6.184	280.3	22:09	9:34.898
3	1	3:59.910	37.906	1:32.822	1:49.182	3.770	4.393	20.448	6.622	281.7	22:13	13:34.808
4	1	3:56.751	37.124	1:31.812	1:47.815	3.705	4.328	19.634	6.322	283.2	22:17	17:31.559
5	1	4:08.997 <b>B</b>	37.789	1:33.965	1:57.243		4.299	20.701		277.4	22:21	21:40.556
6	2	6:52.410	3:29.263	1:33.054	1:50.093	3.735		20.894	6.449	283.2	22:28	28:32.966
7	2	3:58.168	37.907	1:31.614	1:48.647	3.651	4.313	20.570	6.298	287.7	22:32	32:31.134
8	2	<b>3:55.658</b>	36.994	1:31.505	1:47.159	3.597	4.277	19.890	6.034	283.2	22:36	36:26.792
9	2	3:55.874	<b>36.880</b>	<b>1:31.240</b>	1:47.754	3.581	4.254	20.065	6.092	284.7	22:40	40:22.666
10	2	4:06.762 <b>B</b>	37.511	1:31.876	1:57.375		4.252	21.187		284.7	22:44	44:29.428
11	3	6:25.732	2:57.685	1:34.496	1:53.551	3.797		22.269	6.557	278.8	22:50	50:55.160
12	3	4:02.651	39.015	1:32.263	1:51.373	3.777	4.351	20.893	6.921	283.9	22:54	54:57.811
13	3	3:58.995	38.008	1:32.225	1:48.762	3.838	4.333	20.323	6.255	287.7	22:58	58:56.806
14	3	4:00.504	38.408	1:33.022	1:49.074	3.852	4.349	20.160	6.634	280.3	23:02	1:02:57.310
15	3	4:15.769 <b>B</b>	37.403	1:36.255	2:02.111		4.370	20.871		281.7	23:07	1:07:13.079



# 24 HEURES DU MANS 90<sup>ANS</sup>

## 22-23 JUN 2013



### FIA WEC

#### 81<sup>e</sup> Edition des 24 Heures du Mans

#### Qualifying Practice 1

### Sector Analysis

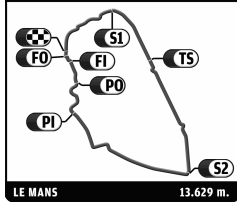
**Night Session**

Lap 1							Lap 2							Lap 3							Lap 4																
Lap	D	Time	Sector 1	Sector 2	Sector 3	T. Spd	Lap	D	Time	Sector 1	Sector 2	Sector 3	T. Spd	Lap	D	Time	Sector 1	Sector 2	Sector 3	T. Spd	Lap	D	Time	Sector 1	Sector 2	Sector 3	T. Spd										
<b>1 Audi Sport Team Joest</b> Audi R18 e-tron quattro LMP1 1. André LOTTERER 3. Benoit TRÉLUIER 2. Marcel FÄSSLER																																					
1	3	4:12.775	1:03.357	1:28.933	1:40.485	301.3	16	2	5:00.423	2:02.816	1:21.242	1:36.365	322.0	1	3	4:12.775	1:03.357	1:28.933	1:40.485	301.3	17	2	4:38.620 B	38.437	1:41.622	2:18.561	248.7	2	3	3:33.196	35.138	1:22.543	1:35.515	319.1	7:45.971		
2	3	3:33.196	35.138	1:22.543	1:35.515	319.1	7:45.971																														
<b>2 Audi Sport Team Joest</b> Audi R18 e-tron quattro LMP1 1. Tom KRISTENSEN 3. Allan McNISH 2. Loïc DUVAL																																					
1	2	3:56.916	53.400	1:24.288	1:39.228	316.3	3:56.916	1	1	4:05.604	1:02.947	1:25.109	1:37.548	290.0	4:05.604	1	1	4:05.604	53.400	1:24.288	1:39.228	316.3	1	2	3:56.916	53.400	1:24.288	1:39.228	316.3	3:56.916							
2	2	3:23.169	32.154	1:19.529	1:31.486	319.1	7:20.085	2	2	3:23.169	32.154	1:19.529	1:31.486	319.1	7:20.085	2	2	3:23.169	32.154	1:19.529	1:31.486	319.1	2	2	3:23.169	32.154	1:19.529	1:31.486	319.1	7:20.085							
<b>3 Audi Sport Team Joest</b> Audi R18 e-tron quattro LMP1 1. Marc GENÉ 3. Oliver JARVIS 2. Lucas DI GRASSI																																					
1	1	4:05.604	1:02.947	1:25.109	1:37.548	290.0	4:05.604	1	1	3:24.341	32.252	1:19.444	1:32.645	320.1	10:58.272	1	1	3:24.341	32.252	1:19.444	1:32.645	320.1	1	1	4:05.604	1:02.947	1:25.109	1:37.548	290.0	4:05.604							
2	1	3:28.327	34.381	1:20.802	1:33.144	319.1	7:33.931	2	1	3:28.327	34.381	1:20.802	1:33.144	319.1	7:33.931	2	1	3:28.327	34.381	1:20.802	1:33.144	319.1	2	1	3:28.327	34.381	1:20.802	1:33.144	319.1	7:33.931							
<b>7 Toyota Racing</b> Toyota TS030 - Hybrid LMP1 1. Alexander WURZ 3. Kazuki NAKAJIMA 2. Nicolas LAPIERRE																																					
1	3	3:58.628	52.967	1:25.621	1:40.040	310.9	3:58.628	1	3	3:26.676	32.866	1:20.204	1:33.606	321.0	10:52.818	1	3	3:26.676	32.866	1:20.204	1:33.606	321.0	1	3	3:58.628	52.967	1:25.621	1:40.040	310.9	3:58.628							
2	3	3:27.514	33.204	1:20.546	1:33.764	320.1	7:26.142	2	3	3:27.514	33.204	1:20.546	1:33.764	320.1	7:26.142	2	3	3:27.514	33.204	1:20.546	1:33.764	320.1	2	3	3:27.514	33.204	1:20.546	1:33.764	320.1	7:26.142							
<b>8 Toyota Racing</b> Toyota TS030 - Hybrid LMP1 1. Anthony DAVIDSON 3. Stéphane SARRAZIN 2. Sébastien BUEMI																																					
1	3	4:27.966	1:17.139	1:27.527	1:43.300	306.5	4:27.966	1	3	3:30.841	33.571	1:21.611	1:35.659	321.0	15:06.473	1	3	3:30.841	33.571	1:21.611	1:35.659	321.0	1	3	4:27.966	1:17.139	1:27.527	1:43.300	306.5	4:27.966							
2	3	3:36.234	34.132	1:23.053	1:39.049	321.0	8:04.200	2	3	3:36.234	34.132	1:23.053	1:39.049	321.0	8:04.200	2	3	3:36.234	34.132	1:23.053	1:39.049	321.0	2	3	3:36.234	34.132	1:23.053	1:39.049	321.0	8:04.200							
<b>12 Rebellion Racing</b> Lola B12/60 Coupé - Toyota LMP1 1. Nicolas PROST 3. Nick HEIDFELD 2. Neel JANI																																					
1	3	7:58.249	4:51.838	1:25.502	1:40.909	298.8	7:58.249	1	3	3:30.423	32.990	1:21.914	1:35.519	306.5	11:28.672	1	3	3:30.423	32.990	1:21.914	1:35.519	306.5	1	3	7:58.249	4:51.838	1:25.502	1:40.909	298.8	7:58.249							
2	3	3:30.423	32.990	1:21.914	1:35.519	306.5	11:28.672	2	3	3:30.423	32.990	1:21.914	1:35.519	306.5	11:28.672	2	3	3:30.423	32.990	1:21.914	1:35.519	306.5	2	3	3:30.423	32.990	1:21.914	1:35.519	306.5	11:28.672							



# 24 HEURES DU MANS 90<sup>ANS</sup>

## 22-23 JUN 2013



**FIA WEC**  
**81<sup>e</sup> Edition des 24 Heures du Mans**  
**Qualifying Practice 1**

**Night Session**

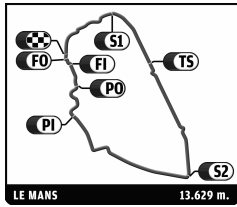
### Sector Analysis

											Personal Best			Session Best			B Crossing the finish line in pit lane													
Lap	D	Time	Sector 1	Sector 2	Sector 3	T. Spd	Elapsed	Lap	D	Time	Sector 1	Sector 2	Sector 3	T. Spd	Elapsed															
<b>13</b>		<b>Rebellion Racing</b>		Lola B12/60 Coupé - Toyota																										
		1.Andrea BELICCHI		3.Cong Fu CHENG				LMP1																						
		2.Mathias BECHE																												
1	1	7:17.948	4:10.983	1:25.895	1:41.070	297.2	7:17.948	4	2	<b>3:40.925</b>	<b>34.474</b>	<b>1:26.384</b>	<b>1:40.067</b>	294.8	15:05.754															
2	1	3:32.167	33.138	1:23.015	1:36.014	308.2	10:50.115	5	2	4:09.913	B 39.630	1:29.266	2:01.017	294.8	19:15.667															
3	1	3:35.056	33.634	1:22.933	1:38.489	310.0	14:25.171	6	3	6:57.040	3:36.790	1:30.696	1:49.554	290.0	26:12.707															
4	1	3:45.966	B 33.106	1:22.291	1:50.569	310.9	18:11.137	7	3	3:53.779	36.159	1:29.261	1:48.359	294.0	30:06.486															
5	1	8:09.915	5:01.987	1:25.102	1:42.826	303.0	26:21.052	8	3	3:51.994	36.374	1:28.950	1:46.670	294.8	33:58.480															
6	1	3:43.342	33.544	1:23.922	1:45.876	309.1	30:04.394	9	3	3:51.174	36.093	1:29.384	1:45.697	293.2	37:49.654															
7	1	4:10.217	59.825	1:25.733	1:44.659	299.7	34:14.611	10	3	3:52.258	35.809	1:28.063	1:48.386	294.8	41:41.912															
8	1	3:39.048	35.098	1:25.981	1:37.969	276.0	37:53.659	11	3	3:54.919	36.891	1:30.797	1:47.231	293.2	45:36.831															
9	1	3:56.792	B 34.516	1:25.841	1:56.435	312.7	41:50.451	12	3	3:53.651	36.437	1:32.175	1:45.039	291.6	49:30.482															
10	3	5:44.824	2:28.207	1:30.152	1:46.465	307.3	47:35.275	13	3	4:06.206	B 35.649	1:28.443	2:02.114	295.6	53:36.688															
11	3	3:43.386	35.086	1:26.028	1:42.272	309.1	51:18.661	14	1	7:02.285	3:30.733	1:38.714	1:52.838	286.9	1:00:38.973															
12	3	3:39.377	34.156	1:24.260	1:40.961	310.0	54:58.038	15	1	4:19.618	B 37.620	1:32.913	2:09.085	293.2	1:04:58.591															
13	3	3:44.421	34.625	1:26.595	1:43.201	308.2	58:42.459																							
14	3	3:40.468	33.864	1:23.547	1:43.057	308.2	1:02:22.927																							
15	3	4:16.825	B 33.814	1:25.761	2:17.250	309.1	1:06:39.752																							
<b>21</b>		<b>Strakka Racing</b>		HPD ARX 03c - Honda																										
		1.Nick LEVENTIS		3.Jenny KANE				LMP1																						
		2.Danny WATTS																												
1	2	20:59.080	...	1:28.166	1:42.623	307.3	20:59.080	1	2	4:00.696	44.458	1:30.257	1:45.981	286.2	4:00.696															
2	2	3:41.290	34.544	1:24.632	1:42.114	312.7	24:40.370	2	2	3:39.617	34.476	1:26.154	<b>1:38.987</b>	293.2	7:40.313															
3	2	<b>3:36.547</b>	34.229	<b>1:23.575</b>	<b>1:38.743</b>	315.4	28:16.917	3	2	<b>3:39.535</b>	34.427	<b>1:26.005</b>	1:39.103	292.4	11:19.848															
4	2	3:37.174	<b>33.835</b>	1:24.294	1:39.045	313.6	31:54.091	4	2	3:43.713	<b>34.061</b>	1:26.173	1:43.479	294.0	15:03.561															
5	2	3:51.378	B 33.848	1:25.581	1:51.949	312.7	35:45.469	5	2	4:15.875	B 42.832	1:31.498	2:01.545	291.6	19:19.436															
6	1	5:55.778	2:30.974	1:31.752	1:53.052	283.2	41:41.247	6	3	12:25.136	9:10.775	1:30.369	1:43.992	288.5	31:44.572															
7	1	3:57.906	37.347	1:29.027	1:51.532	310.9	45:39.153	7	3	3:44.737	35.164	1:28.234	1:41.339	282.5	35:29.309															
8	1	4:03.254	38.324	1:31.039	1:53.891	311.8	49:42.407	8	3	3:45.684	35.803	1:27.293	1:42.588	294.8	39:14.993															
9	1	3:59.054	39.392	1:29.583	1:50.079	307.3	53:41.461	9	3	3:47.535	34.541	1:28.531	1:44.463	271.1	43:02.528															
10	1	4:14.857	B 37.246	1:29.521	2:08.090	308.2	57:56.318	10	3	4:00.657	B 35.052	1:26.642	1:58.963	293.2	47:03.185															
11	3	5:53.411	2:39.986	1:28.349	1:45.076	271.8	1:03:49.729	11	1	10:57.169	7:46.016	1:28.693	1:42.460	292.4	58:00.354															
12	3	4:45.611	B 37.589	1:48.418	2:19.604	188.5	1:08:35.340	12	1	3:43.513	34.893	1:27.131	1:41.489	294.0	1:01:43.867															
13	1	4:03.950	B 37.224	1:32.752	1:53.974	291.6	1:05:47.817																							
<b>28</b>		<b>Gulf Racing Middle East</b>		Lola B12/80 Coupé - Nissan																										
		1.Fabien GIROIX		3.Keiko IHARA				LMP2																						
		2.Philippe HAEZEBROUCK																												
1	1	4:13.769	54.323	1:32.895	1:46.551	273.2	4:13.769	1	1	4:13.769	54.323	1:32.895	1:46.551	273.2	4:13.769															
2	1	3:51.701	37.608	1:28.979	1:45.114	294.0	8:05.470	2	1	3:51.701	37.608	1:28.979	1:45.114	294.0	8:05.470															
3	1	<b>3:49.096</b>	<b>35.895</b>	<b>1:28.142</b>	<b>1:45.059</b>	294.8	11:54.566	3	1	<b>3:49.096</b>	<b>35.895</b>	<b>1:28.142</b>	<b>1:45.059</b>	294.8	11:54.566															
4	1	4:10.669	B 39.165	1:30.976	2:00.528	283.9	16:05.235	4	1	4:10.669	B 39.165	1:30.976	2:00.528	283.9	16:05.235															
5	2	6:46.789	3:16.560	1:35.168	1:55.061	294.8	22:52.024	5	2	6:46.789	3:16.560	1:35.168	1:55.061	294.8	22:52.024															
6	2	4:06.458	39.279	1:33.082	1:54.097	293.2	26:58.482	6	2	4:06.458	39.279	1:33.082	1:54.097	293.2	26:58.482															
7	2	4:08.370	38.733	1:34.569	1:55.068	278.1	31:06.852	7	2	4:08.370	38.733	1:34.569	1:55.068	278.1	31:06.852															
8	2	4:04.532	38.681	1:32.333	1:53.518	295.6	35:11.384	8	2	4:04.532	38.681	1:32.333	1:53.518	295.6	35:11.384															
9	2	4:30.770	B 40.237	1:36.635	2:13.898	283.9	39:42.154	9	2	4:30.770	B 40.237	1:36.635	2:13.898	283.9	39:42.154															
10	3	8:34.691	4:57.229	1:37.651	1:59.811	290.8	48:16.845	10	3	8:34.691	4:57.229	1:37.651	1:59.811	290.8	48:16.845															
11	3	4:06.830	38.736	1:33.678	1:54.416	294.0	52:23.675	11	3	4:06.830	38.736	1:33.678	1:54.416	294.0	52:23.675															
12	3	4:06.126	38.560	1:33.170	1:54.396	290.8	56:29.801	12	3	4:06.126	38.560	1:33.170	1:54.396	290.8	56:29.801															
13	3	4:07.932	39.878	1:34.502	1:53.552	293.2	1:00:37.733	13	3	4:07.932	39.878	1:34.502	1:53.552	293.2	1:00:37.733															
14	3	4:25.363	B 38.477	1:39.614	2:07.272	286.9	1:05:03.096	14	3	4:25.363	B 38.477	1:39.614	2:07.272	286.9	1:05:03.096															
<b>30</b>		<b>HVM Status GP</b>		Lola B12/80 Coupé - Judd																										
		1.Johnny MOWLEM		3.Jonathan HIRSCHI				LMP2																						
		2.Tony BURGESS																												
1	1	5:15.019	1:54.913	1:33.397	1:46.709	282.5	5:15.019	1	1	5:15.019	1:54.913	1:33.397	1:46.709	282.5	5:15.019															
2	1	<b>3:49.805</b>	36.302	1:29.030	<b>1:44.473</b>	286.9	9:04.824	2	1	<b>3:49.805</b>	36.302	1:29.030	<b>1:44.473</b>	286.9	9:04.824															
3	1	3:53.874	37.636	<b>1:29.011</b>	1:47.227	288.5	12:58.698	3	1	3:53.874	37.636	<b>1:29.011</b>	1:47.227	288.5	12:58.698															
4	1	3:51.645	<b>35.963</b>	1:31.072	1:44.610	294.0	16:50.343	4	1	3:51.645	<b>35.963</b>	1:31.072	1:44.610	294.0	16:50.343															
5	1	3:52.252	36.038	1:30.288	1:45.926	294.0	20:42.595	5	1	3:52.252	36.038	1:30.288	1:45.926	294.0	20:42.595															
6	1	4:08.218	B 38.084	1:31.939	1:58.195	285.4	24:50.813	6	1	4:08.218	B 38.084	1:31.939	1:58.195	285.4	24:50.813															
7	2	6:11.683	2:37.867	1:38.																										



# 24 HEURES DU MANS 90 ANS

## 22-23 JUN 2013



### FIA WEC

## 81<sup>e</sup> Edition des 24 Heures du Mans

### Qualifying Practice 1

**Night Session**

### Sector Analysis

Personal Best   Session Best   B Crossing the finish line in pit lane

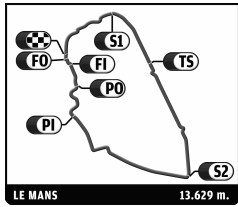
Lap	D	Time	Sector 1	Sector 2	Sector 3	T. Spd	Elapsed	Lap	D	Time	Sector 1	Sector 2	Sector 3	T. Spd	Elapsed		
9	2	3:59.250	37.695	1:31.649	1:49.906	286.2	39:03.763										
10	2	4:05.233	39.128	1:32.858	1:53.247	284.7	43:08.996										
11	2	4:18.344	38.124	1:30.772	2:09.448	288.5	47:27.340										
12	2	4:18.305 B	39.910	1:33.163	2:05.232	285.4	51:45.645										
13	3	14:28.138 B	...	1:37.598	2:17.365	261.9	1:06:13.783										
<b>31</b> Lotus 1. Kevin WEEDA 2. James ROSSITER 3. Christophe BOUCHUT Lotus T128 LMP2	1	1	4:45.877	1:15.567	1:34.930	1:55.380	274.6	4:45.877									
	2	1	4:04.000	39.797	1:32.352	1:51.851	299.7	8:49.877									
	3	1	4:02.872	39.342	1:31.580	1:51.950	303.9	12:52.749									
	4	1	4:06.518	38.944	1:36.790	1:50.784	301.3	16:59.267									
	5	1	4:19.504 B	38.565	1:30.843	2:10.096	301.3	21:18.771									
	6	3	16:11.465	...	1:32.207	1:47.154	297.2	37:30.236									
	7	3	3:50.357	36.147	1:28.404	1:45.806	301.3	41:20.593									
	8	3	3:49.312	36.463	1:28.151	1:44.698	299.7	45:09.905									
	9	3	3:47.920	36.125	1:27.782	1:44.013	300.5	48:57.825									
	10	3	4:05.075 B	36.541	1:31.335	1:57.199	291.6	53:02.900									
	11	2	10:44.322	7:21.734	1:34.162	1:48.426	290.0	1:03:47.222									
	12	2	4:41.980 B	38.224	1:48.560	2:15.196	212.5	1:08:29.202									
	<b>32</b> Lotus 1. Thomas HOLZER 2. Dominik KRAIHAMER 3. Jan CHAROUZ Lotus T128 LMP2	1	1	1:02:08.072 B	...	1:40.589	2:03.937	237.8	1:02:08.072								
<b>33</b> Level 5 Motorsports 1. Scott TUCKER 2. Marino FRANCHITTI 3. Ryan BRISCOE HPD ARX 03b - Honda LMP2		1	1	4:58.886	1:32.904	1:33.340	1:52.642	290.8	4:58.886								
		2	1	4:00.718	37.433	1:30.356	1:52.929	285.4	8:59.604								
		3	1	3:54.296	36.630	1:29.609	1:48.057	295.6	12:53.900								
		4	1	3:53.906	37.566	1:29.351	1:46.989	294.8	16:47.806								
		5	1	3:52.547	36.818	1:28.867	1:46.862	295.6	20:40.353								
		6	1	4:02.648 B	36.984	1:30.170	1:55.494	294.8	24:43.001								
		7	3	6:04.475	2:46.304	1:31.473	1:46.698	281.0	30:47.476								
		8	3	3:48.597	36.196	1:27.901	1:44.500	294.8	34:36.073								
		9	3	3:52.976	35.652	1:28.580	1:48.744	298.8	38:29.049								
		10	3	3:50.259	35.675	1:27.943	1:46.641	294.0	42:19.308								
		11	3	3:51.175	35.266	1:30.527	1:45.382	296.4	46:10.483								
		12	3	4:05.015 B	35.431	1:32.454	1:57.130	294.8	50:15.498								
	13	2	10:54.174	7:35.188	1:31.067	1:47.919	275.3	1:01:09.672									
14	2	4:06.631 B	37.186	1:30.705	1:58.740	294.0	1:05:16.303										
<b>34</b> Race Performance 1. Michel FREY 2. Patric NIEDERHAUSER 3. Jeroen BLEEKEMOLEN Oreca 03 - Judd LMP2	1	3	4:11.625	52.691	1:32.004	1:46.930	281.7	4:11.625									
	2	3	3:47.731	35.859	1:28.141	1:43.731	294.8	7:59.356									
	3	3	3:45.553	35.371	1:27.777	1:42.405	290.0	11:44.909									
	4	3	3:45.244	35.393	1:27.514	1:42.337	293.2	15:30.153									
	5	3	3:57.483 B	35.257	1:27.587	1:54.639	293.2	19:27.636									
	6	1	7:12.130	3:53.936	1:31.181	1:47.013	291.6	26:39.766									
	7	1	3:49.885	35.836	1:28.486	1:45.563	294.0	30:29.651									
	8	1	3:53.030	35.884	1:28.294	1:48.852	297.2	34:22.681									
	9	1	3:53.486	35.856	1:30.139	1:47.491	299.7	38:16.167									
	10	1	3:49.188	35.547	1:28.007	1:45.634	295.6	42:05.355									
	11	1	4:10.836 B	37.723	1:30.091	2:03.022	294.8	46:16.191									
	<b>35</b> OAK Racing 1. Bertrand BAGUETTE 2. Ricardo GONZALEZ 3. Martin PLOWMAN Morgan - Nissan LMP2	1	1	7:22.453	4:00.572	1:35.716	1:46.165	244.2	7:22.453								
		2	1	3:42.387	35.077	1:26.818	1:40.492	298.0	11:04.840								
		3	1	3:43.070	35.279	1:26.275	1:41.516	296.4	14:47.910								
		4	1	3:44.502	35.504	1:27.088	1:41.910	295.6	18:32.412								
5		1	3:53.972 B	35.564	1:26.644	1:51.764	296.4	22:26.384									
6		3	7:50.537	4:32.396	1:31.806	1:46.335	271.8	30:16.921									
7		3	3:49.441	36.098	1:28.439	1:44.904	298.8	34:06.362									
8		3	3:48.444	36.076	1:27.888	1:44.480	298.8	37:54.806									
9		3	3:52.239	35.529	1:28.750	1:47.960	298.0	41:47.045									
10		3	4:17.615 B	37.193	1:31.380	2:09.042	260.7	46:04.660									
11		2	7:03.127	3:46.440	1:30.769	1:45.918	291.6	53:07.787									
12		2	3:49.728	36.180	1:29.463	1:44.085	294.8	56:57.515									
13		2	3:48.240	35.735	1:28.506	1:43.999	292.4	1:00:45.755									
14		2	4:14.074 B	35.550	1:35.640	2:02.884	295.6	1:04:59.829									
<b>36</b> Signatech Alpine 1. Nelson PANCIATICI 2. Pierre RAGUES 3. Tristan GOMMENDY Alpine - Nissan LMP2		1	1	4:39.821	1:18.965	1:31.415	1:49.441	272.5	4:39.821								
	2	1	3:51.443	37.741	1:28.169	1:45.533	292.4	8:31.264									
	3	1	3:45.642	35.458	1:27.846	1:42.338	291.6	12:16.906									
	4	1	3:47.878	35.197	1:28.525	1:44.156	291.6	16:04.784									
	5	1	3:43.835	35.188	1:27.136	1:41.511	290.8	19:48.619									
	6	1	4:00.454 B	35.764	1:28.943	1:55.747	290.0	23:49.073									
	7	3	6:15.013	2:53.029	1:30.732	1:51.252	292.4	30:04.086									
	8	3	3:53.542	37.133	1:29.945	1:46.464	292.4	33:57.628									
	9	3	3:54.360	35.892	1:31.315	1:47.153	294.0	37:51.988									
	10	3	3:50.605	35.989	1:28.815	1:45.801	297.2	41:42.593									
	11	3	3:54.512	36.476	1:31.078	1:46.958	288.5	45:37.105									
	12	3	3:51.358	36.481	1:29.101	1:45.776	294.0	49:28.463									
	13	3	3:49.413	36.021	1:28.926	1:44.466	292.4	53:17.876									
	14	3	3:48.571	36.134	1:28.864	1:43.573	291.6	57:06.447									
	15	3	3:48.882	36.793	1:28.768	1:43.321	290.8	1:00:55.329									
	16	3	4:09.446 B	35.511	1:29.706	2:04.229	292.4	1:05:04.775									
	<b>38</b> Jota Sport 1. Simon DOLAN 2. Oliver TURVEY 3. Lucas LUHR Zytek Z11SN - Nissan LMP2	1	1	4:31.188	1:06.314	1:33.066	1:51.808	280.3	4:31.188								
2		1	3:51.500	36.526	1:30.208	1:44.766	263.2	8:22.688									
3		1	3:52.884	38.954	1:29.298	1:44.632	288.5	12:15.572									
4		1	3:50.038	35.993	1:28.684	1:45.361	290.0	16:05.610									
5		1	4:03.567 B	35.971	1:29.086	1:58.510	290.0	20:09.177									
6		3	5:20.450	2:06.601	1:29.326	1:44.523	292.4	25:29.627									
7		3	3:47.188	35.142	1:27.480	1:44.566	291.6	29:16.815									
8		3	3:44.835	35.727	1:27.196	1:41.912	293.2	33:01.650									
9		3	3:57.695 B	36.324	1:28.766	1:52.605	291.6	36:59.345									
10		2	7:10.868	3:51.848	1:30.203	1:48.817	288.5	44:10.213									
11		2	3:56.773	36.059	1:29.550	1:51.164	290.0	48:06.986									
12		2	3:47.475	35.049	1:28.620	1:43.806	290.8	51:54.461									
13		2	3:47.767	35.725	1:27.233	1:44.809	293.2	55:42.228									
14		2	4:02.038 B	34.928	1:29.579	1:57.531	294.0	59:44.266									
15		2	7:08.984 B	3:04.277	1:42.816	2:21.891	276.7	1:06:53.250									





# 24 HEURES DU MANS 90<sup>ANS</sup>

## 22-23 JUN 2013



### FIA WEC

#### 81<sup>e</sup> Edition des 24 Heures du Mans

#### Qualifying Practice 1

**Night Session**

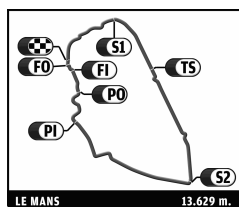
### Sector Analysis

											Personal Best		Session Best		B Crossing the finish line in pit lane	
Lap	D	Time	Sector 1	Sector 2	Sector 3	T. Spd	Elapsed	Lap	D	Time	Sector 1	Sector 2	Sector 3	T. Spd	Elapsed	
<b>39</b>		<b>DKR Engineering</b>		3.Romain BRANDELA		Lola B11/40 - Judd LMP2										
		1.Olivier PORTA														
		2.Stéphane RAFFIN														
1	1	4:34.801 B	59.871	1:35.997	1:58.933	283.2	4:34.801	3	2	3:41.032	34.641	1:25.919	1:40.472	295.6	11:26.726	
2	1	7:32.340	4:09.120	1:32.975	1:50.245	280.3	12:07.141	4	2	4:00.993 B	36.030	1:29.236	1:55.727	294.0	15:27.719	
3	1	3:57.644	37.240	1:31.598	1:48.806	257.0	16:04.785	5	2	9:30.045	6:18.122	1:28.233	1:43.690	297.2	24:57.764	
4	1	3:56.905	37.775	1:30.911	1:48.219	284.7	20:01.690	6	2	3:40.741	34.743	1:25.936	1:40.062	300.5	28:38.505	
5	1	3:56.963	36.577	1:31.138	1:49.248	284.7	23:58.653	7	2	4:02.002 B	38.475	1:31.010	1:52.517	294.8	32:40.507	
6	1	4:14.725 B	37.308	1:31.899	2:05.518	286.2	28:13.378	8	1	7:25.585	4:04.919	1:32.172	1:48.494	293.2	40:06.092	
7	3	7:37.533	4:08.625	1:34.780	1:54.128	283.9	35:50.911	9	1	3:53.364	36.441	1:29.739	1:47.184	295.6	43:59.456	
8	3	4:05.369	38.755	1:33.401	1:53.213	282.5	39:56.280	10	1	4:17.616 B	37.612	1:33.437	2:06.567	265.1	48:17.072	
9	3	4:02.498	37.496	1:32.822	1:52.180	283.9	43:58.778	11	1	7:28.847	4:05.927	1:31.564	1:51.356	284.7	55:45.919	
10	3	4:03.045	37.769	1:32.248	1:53.028	287.7	48:01.823	12	1	3:53.742	36.196	1:29.411	1:48.135	296.4	59:39.661	
11	3	4:21.001 B	38.241	1:34.139	2:08.621	281.7	52:22.824	13	1	3:55.178	36.358	1:28.590	1:50.230	296.4	1:03:34.839	
12	2	7:16.580	2:52.093	2:19.731	2:04.756	237.8	59:39.404	14	1	4:41.472 B	40.025	1:44.047	2:17.400	206.1	1:08:16.311	
13	2	4:25.380	43.651	1:38.780	2:02.949	252.2	1:04:04.784									
14	2	5:08.977 B	45.638	1:54.673	2:28.666	208.4	1:09:13.761									
<b>40</b>		<b>Boutsen Ginion Racing</b>		3.Rodin YOUNESSI		Oreca 03 - Nissan LMP2										
		1.Matt DOWNS														
		2.Thomas DAGONEAU														
1	2	4:54.716	1:21.941	1:37.696	1:55.079	271.1	4:54.716	1	1	6:22.483	3:01.381	1:33.107	1:47.995	283.9	6:22.483	
2	2	4:07.335	37.444	1:31.704	1:58.187	289.3	9:02.051	2	1	3:50.413	36.090	1:29.336	1:44.987	294.8	10:12.896	
3	2	4:05.428	40.014	1:32.942	1:52.472	276.7	13:07.479	3	1	3:51.717	37.360	1:28.917	1:45.440	292.4	14:04.613	
4	2	3:59.521	36.932	1:32.227	1:50.362	286.2	17:07.000	4	1	3:48.196	35.627	1:28.247	1:44.322	292.4	17:52.809	
5	2	3:57.139	36.539	1:31.471	1:49.129	285.4	21:04.139	5	1	4:11.455 B	36.480	1:29.298	2:05.677	294.0	22:04.264	
6	2	4:23.810 B	37.709	1:35.139	2:10.962	265.8	25:27.949	6	2	8:06.821	4:23.657	1:47.935	1:55.229	290.8	30:11.085	
7	1	11:50.442	8:16.678	1:36.255	1:57.509	283.9	37:18.391	7	2	4:05.117	38.239	1:32.354	1:54.524	290.8	34:16.202	
8	1	4:08.958	38.698	1:32.923	1:57.337	286.2	41:27.349	8	2	4:03.445	38.515	1:31.753	1:53.177	297.2	38:19.647	
9	1	4:06.608	38.287	1:32.701	1:55.620	284.7	45:33.957	9	2	4:04.628	38.542	1:30.733	1:55.353	291.6	42:24.275	
10	1	4:08.077	38.947	1:34.580	1:54.550	278.8	49:42.034	10	2	4:15.709 B	37.240	1:30.566	2:07.903	291.6	46:39.984	
11	1	4:18.187 B	41.120	1:32.859	2:04.208	286.2	54:00.221	11	3	6:48.786	3:11.947	1:37.165	1:59.674	267.8	53:28.770	
12	3	7:40.589	3:57.377	1:39.215	2:03.997	282.5	1:01:40.810	12	3	4:05.571	39.384	1:33.718	1:52.469	292.4	57:34.341	
13	3	4:45.679 B	42.954	1:34.509	2:28.216	284.7	1:06:26.489	13	3	4:06.775	38.466	1:32.470	1:55.839	293.2	1:01:41.116	
<b>42</b>		<b>Greaves Motorsport</b>		3.Michael KRUMM		Zytek Z11SN - Nissan LMP2										
		1.Jann MARDENBOROUGH														
		2.Lucas ORDÓÑEZ														
1	1	5:10.675	1:50.053	1:33.250	1:47.372	279.5	5:10.675	1	3	4:36.911	1:13.582	1:33.450	1:49.879	255.7	4:36.911	
2	1	3:51.504	36.042	1:28.965	1:46.497	290.0	9:02.179	2	3	3:59.145 B	36.427	1:28.403	1:54.315	283.2	8:36.056	
3	1	3:55.720	39.110	1:29.441	1:47.169	289.3	12:57.899	3	3	8:23.500	5:12.149	1:29.171	1:42.180	269.1	16:59.556	
4	1	3:51.331	35.908	1:29.336	1:46.087	292.4	16:49.230	4	3	3:44.954	34.572	1:26.590	1:43.792	292.4	20:44.510	
5	1	4:04.707 B	36.467	1:32.836	1:55.404	263.2	20:53.937	5	3	3:45.893	35.246	1:28.124	1:42.523	292.4	24:30.403	
6	2	6:45.821	3:26.901	1:31.610	1:47.310	284.7	27:39.758	6	3	3:43.494	34.901	1:27.647	1:40.946	290.0	28:13.897	
7	2	3:51.654	36.388	1:29.224	1:46.042	288.5	31:31.412	7	3	4:07.645 B	34.534	1:32.110	2:01.001	291.6	32:21.542	
8	2	3:49.421	35.710	1:28.537	1:45.174	289.3	35:20.833	8	1	8:34.357	5:15.375	1:32.350	1:46.632	279.5	40:55.899	
9	2	3:51.443	36.414	1:29.417	1:45.612	290.0	39:12.276	9	1	3:50.656	36.945	1:29.227	1:44.484	289.3	44:46.555	
10	2	4:01.938 B	35.704	1:29.496	1:56.738	291.6	43:14.214	10	1	3:48.641	35.432	1:28.917	1:44.292	290.8	48:35.196	
11	3	6:20.920	2:57.778	1:34.835	1:48.307	286.2	49:35.134	11	1	3:50.968	36.820	1:29.211	1:44.937	290.0	52:26.164	
12	3	3:53.497	36.309	1:30.347	1:46.841	287.7	53:28.631	12	1	3:58.836 B	36.499	1:29.150	1:53.187	291.6	56:25.000	
13	3	3:50.336	36.183	1:28.687	1:45.466	290.0	57:18.967									
14	3	3:50.940	37.704	1:28.775	1:44.461	290.0	1:01:09.907									
15	3	4:03.754 B	35.530	1:29.586	1:58.638	291.6	1:05:13.661									
<b>43</b>		<b>Morand Racing</b>		3.Olivier LOMBARD		Morgan - Judd LMP2										
		1.Natacha GACHNANG														
		2.Franck MAILLEUX														
1	2	4:04.251	47.493	1:32.141	1:44.617	289.3	4:04.251	1	1	5:31.251	2:11.073	1:33.350	1:46.828	262.6	5:31.251	
2	2	3:41.443	35.191	1:26.504	1:39.748	296.4	7:45.694	2	1	3:45.500	35.476	1:27.416	1:42.608	295.6	9:16.751	
								3	1	3:45.736	34.753	1:27.524	1:43.459	297.2	13:02.487	
								4	1	3:46.013	34.835	1:27.191	1:43.987	299.7	16:48.500	
								5	1	4:02.741 B	36.456	1:32.555	1:53.730	255.7	20:51.241	
								6	3	5:43.024	2:25.985	1:29.814	1:47.225	297.2	26:34.265	
								7	3	4:03.506	47.906	1:30.303	1:45.297	295.6	30:37.771	
								8	3	3:49.940	35.665	1:28.791	1:45.484	297.2	34:27.711	
								9	3	3:52.223	36.143	1:28.303	1:47.777	299.7	38:19.934	



# 24 HEURES DU MANS 90<sup>ANS</sup>

## 22-23 JUN 2013



FIA WEC

81<sup>e</sup> Edition des 24 Heures du Mans  
Qualifying Practice 1

### Sector Analysis

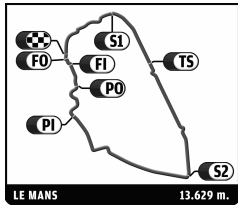
Night Session

							<span style="color: green;">■</span> Personal Best <span style="color: purple;">■</span> Session Best <span style="color: black;">■</span> Crossing the finish line in pit lane								
Lap	D	Time	Sector 1	Sector 2	Sector 3	T. Spd	Elapsed	Lap	D	Time	Sector 1	Sector 2	Sector 3	T. Spd	Elapsed
<b>48</b> Murphy Prototypes 1. Brendon HARTLEY 2. Mark PATTERSON							Oreca 03 - Nissan LMP2 3. Karun CHANDHOK								
1	2	4:39.633	1:07.130	1:36.484	1:56.019	275.3	4:39.633								
2	2	3:58.338	38.832	1:31.272	1:48.234	292.4	8:37.971								
3	2	3:55.344	37.152	1:29.950	1:48.242	294.0	12:33.315								
4	2	3:56.294	37.094	1:30.868	1:48.332	293.2	16:29.609								
5	2	4:05.962 B	36.596	1:31.081	1:58.285	286.9	20:35.571								
6	3	5:50.058	2:28.848	1:30.767	1:50.443	292.4	26:25.629								
7	3	3:55.826	37.431	1:29.859	1:48.536	294.8	30:21.455								
8	3	3:52.100	35.877	1:28.442	1:47.781	295.6	34:13.555								
9	3	3:59.550 B	35.895	1:28.671	1:54.984	294.0	38:13.105								
10	3	12:53.206	9:25.779	1:30.240	1:57.187	291.6	51:06.311								
11	3	3:50.245	35.535	1:28.681	1:46.029	294.0	54:56.556								
12	3	3:55.007	35.325	1:30.387	1:49.295	296.4	58:51.563								
13	3	<span style="color: green;">3:44.538</span>	<span style="color: green;">35.176</span>	<span style="color: green;">1:27.445</span>	<span style="color: green;">1:41.917</span>	293.2	1:02:36.101								
14	3	4:34.340 B	<span style="color: green;">34.912</span>	1:37.544	2:21.884	294.8	1:07:10.441								
<b>49</b> Pecom Racing 1. Luis PEREZ COMPANC 2. Pierre KAFFER							Oreca 03 - Nissan LMP2 3. Nicolas MINASSIAN								
1	2	4:32.203	1:12.810	1:31.401	1:47.992	267.8	4:32.203								
2	2	3:50.717	36.278	1:29.833	1:44.606	279.5	8:22.920								
3	2	3:47.096	37.971	1:27.505	1:41.620	290.0	12:10.016								
4	2	3:43.548	35.229	<span style="color: green;">1:26.888</span>	<span style="color: green;">1:41.431</span>	291.6	15:53.564								
5	2	<span style="color: green;">3:43.420</span>	<span style="color: green;">34.650</span>	1:27.206	1:41.564	291.6	19:36.984								
6	2	3:47.530	35.057	1:27.303	1:45.170	291.6	23:24.514								
7	2	3:58.053 B	35.184	1:28.303	1:54.566	291.6	27:22.567								
8	3	5:26.111	2:12.964	1:29.548	1:43.599	290.8	32:48.678								
9	3	3:56.276 B	35.471	1:29.477	1:51.328	290.8	36:44.954								
10	3	5:05.774	1:48.207	1:28.213	1:49.354	294.0	41:50.728								
11	3	7:13.821 B	35.350	2:19.427	4:19.044	147.0	49:04.549								
<b>50</b> Larbre Competition 1. Patrick BORNHAUSER 2. Julien CANAL							Chevrolet Corvette C6-ZR1 LMGTE Am 3. Ricky TAYLOR								
1	2	6:02.287	2:26.855	1:38.933	1:56.499	265.1	6:02.287								
2	2	4:06.955	38.634	1:35.018	1:53.303	276.7	10:09.242								
3	2	4:19.258 B	39.362	1:36.773	2:03.123	275.3	14:28.500								
4	2	5:17.284	1:45.738	1:36.953	1:54.593	263.2	19:45.784								
5	2	<span style="color: green;">4:04.873</span>	38.289	1:35.090	<span style="color: green;">1:51.494</span>	274.6	23:50.657								
6	2	4:08.174	<span style="color: green;">38.250</span>	<span style="color: green;">1:34.857</span>	1:55.067	277.4	27:58.831								
7	2	4:20.238 B	38.663	1:35.153	2:06.422	275.3	32:19.069								
8	1	7:19.149	3:40.583	1:40.375	1:58.191	248.7	39:38.218								
9	1	4:15.105	40.069	1:37.163	1:57.873	271.8	43:53.323								
10	1	4:18.691	40.708	1:38.363	1:59.620	272.5	48:12.014								
11	1	4:14.087	40.076	1:37.764	1:56.247	273.2	52:26.101								
12	1	4:12.447	39.868	1:36.911	1:55.668	273.9	56:38.548								
13	1	4:25.873 B	41.104	1:37.334	2:07.435	273.9	1:01:04.421								
<b>51</b> AF Corse 1. Gianmaria BRUNI 2. Giancarlo FISICHELLA							Ferrari 458 Italia LMGTE Pro 3. Matteo MALUCELLI								
1	1	5:57.747	2:31.768	1:34.805	1:51.174	284.7	5:57.747								
2	1	3:56.541	37.209	1:31.890	<span style="color: green;">1:47.442</span>	286.2	9:54.288								
3	1	4:00.318	38.363	1:32.586	1:49.369	286.9	13:54.606								
4	1	<span style="color: green;">3:55.909</span>	<span style="color: green;">36.827</span>	<span style="color: green;">1:31.321</span>	1:47.761	286.9	17:50.515								
5	1	4:15.225 B	38.450	1:33.602	2:03.173	281.0	22:05.740								
6	2	6:24.890	2:59.209	1:34.250	1:51.431	278.8	28:30.630								
7	2	4:01.377	38.133	1:32.824	1:50.420	286.9	32:32.007								
8	2	3:59.295	37.830	1:32.065	1:49.400	289.3	36:31.302								
9	2	3:58.961	37.906	1:32.001	1:49.054	288.5	40:30.263								
10	2	3:59.555	37.850	1:32.153	1:49.552	287.7	44:29.818								
11	2	4:03.890	39.259	1:33.395	1:51.236	286.2	48:33.708								
12	2	3:59.931	37.991	1:32.409	1:49.531	288.5	52:33.639								
13	2	3:59.036	37.798	1:32.016	1:49.222	287.7	56:32.675								
14	2	4:14.400 B	37.842	1:34.130	2:02.428	288.5	1:00:47.075								
15	2	5:43.697 B	1:38.249	1:36.958	2:28.490	277.4	1:06:30.772								
<b>53</b> SRT Motorsports 1. Ryan DALZIEL 2. Dominik FARNBACHER							Viper GTS-R LMGTE Pro 3. Marc GOOSSENS								
1	1	4:55.760	1:25.965	1:36.476	1:53.319	278.1	4:55.760								
2	1	4:07.321	38.273	1:34.321	1:54.727	281.7	9:03.081								
3	1	4:06.148	40.195	1:34.699	1:51.254	283.9	13:09.229								
4	1	4:05.526	38.365	1:34.439	1:52.722	278.8	17:14.755								
5	1	4:18.841 B	40.461	1:35.863	2:02.517	278.1	21:33.596								
6	2	6:24.252	2:54.344	1:36.492	1:53.416	278.8	27:57.848								
7	2	4:05.087	38.388	1:34.250	1:52.449	278.8	32:02.935								
8	2	4:05.438	38.590	1:33.815	1:53.033	278.8	36:08.373								
9	2	<span style="color: green;">4:03.127</span>	38.446	<span style="color: green;">1:33.600</span>	1:51.081	279.5	40:11.500								
10	2	4:13.361 B	38.477	1:34.543	2:00.341	278.8	44:24.861								
11	3	9:31.661	6:01.014	1:37.434	1:53.213	272.5	53:56.522								
12	3	4:05.186	38.575	1:34.351	1:52.260	278.8	58:01.708								
13	3	4:03.400	<span style="color: green;">38.230</span>	1:34.100	<span style="color: green;">1:51.070</span>	279.5	1:02:05.108								
14	3	4:31.792 B	38.360	1:35.467	2:17.965	279.5	1:06:36.900								
<b>54</b> AF Corse 1. Yannick MALLEGOL 2. Jean-Marc BACHELIER							Ferrari 458 Italia LMGTE Am 3. Howard BLANK								
1	2	6:01.074 B	1:39.071	1:52.627	2:29.376	209.7	6:01.074								
2	1	7:01.876	3:14.886	1:40.687	2:06.303	279.5	13:02.950								
3	1	4:16.567	41.646	1:37.927	1:56.994	281.7	17:19.517								
4	1	4:12.725	40.082	1:36.058	1:56.585	282.5	21:32.242								
5	1	4:11.274	<span style="color: green;">39.369</span>	1:35.921	1:55.984	281.0	25:43.516								
6	1	4:11.912	40.012	1:36.719	1:55.181	283.2	29:55.428								
7	1	<span style="color: green;">4:09.064</span>	39.510	<span style="color: green;">1:35.605</span>	<span style="color: green;">1:53.949</span>	281.7	34:04.492								
8	1	4:40.106 B	42.774	1:40.092	2:17.240	242.6	38:44.598								
9	3	6:48.512	2:50.937	1:42.090	2:15.485	263.2	45:33.110								
10	3	4:36.613	44.162	1:43.550	2:08.901	208.8	50:09.723								
11	3	4:28.613	42.416	1:39.777	2:06.420	268.4	54:38.336								
12	3	4:28.548	42.535	1:40.927	2:05.086	243.6	59:06.884								
13	3	4:26.515	42.086	1:39.052	2:05.377	257.6	1:03:33.399								
14	3	4:53.566 B	44.181	1:46.217	2:23.168	210.1	1:08:26.965								
<b>55</b> AF Corse 1. Piergiuseppe PERAZZINI 2. Lorenzo CASE							Ferrari 458 Italia LMGTE Am 3. Darryl O'YOUNG								
1	3	6:01.651	2:26.418	1:38.569	1:56.664	257.0	6:01.651								



# 24 HEURES DU MANS 90<sup>ANS</sup>

## 22-23 JUN 2013



### FIA WEC

#### 81<sup>e</sup> Edition des 24 Heures du Mans

#### Qualifying Practice 1

### Night Session

#### Sector Analysis

■ Personal Best ■ Session Best ■ Crossing the finish line in pit lane

Lap	D	Time	Sector 1	Sector 2	Sector 3	T. Spd	Elapsed
2	3	4:04.594	38.542	1:34.000	1:52.052	281.7	10:06.245
3	3	<b>4:03.966</b>	<b>38.463</b>	1:34.090	<b>1:51.413</b>	281.7	14:10.211
4	3	4:04.020	38.640	<b>1:32.691</b>	1:52.689	286.9	18:14.231
5	3	4:34.027 B	42.330	1:39.876	2:11.821	213.0	22:48.258
6	1	6:17.902	2:39.712	1:39.991	1:58.199	274.6	29:06.160
7	1	4:13.319	40.353	1:37.286	1:55.680	257.0	33:19.479
8	1	4:11.819	40.207	1:36.308	1:55.304	282.5	37:31.298
9	1	4:12.604	39.526	1:35.917	1:57.161	283.2	41:43.902
10	1	4:31.024 B	40.663	1:41.804	2:08.557	186.8	46:14.926
11	2	6:58.158	3:15.976	1:40.287	2:01.895	233.7	53:13.084
12	2	4:15.568	40.528	1:37.326	1:57.714	280.3	57:28.652
13	2	4:12.808	39.760	1:36.309	1:56.739	280.3	1:01:41.460
14	2	4:50.903 B	42.684	1:38.985	2:29.234	280.3	1:06:32.363

**61** **AF Corse** Ferrari 458 Italia LMGTE Am  
 1. Jack GERBER 3. Marco CIOCI  
 2. Matt GRIFFIN

1	1	6:10.732	2:31.017	1:38.111	2:01.604	248.1	6:10.732
2	1	4:19.705	41.470	1:38.402	1:59.833	265.1	10:30.437
3	1	4:17.564	41.628	1:36.908	1:59.028	282.5	14:48.001
4	1	4:19.187	40.669	1:37.229	2:01.289	283.2	19:07.188
5	1	4:33.942 B	42.065	1:38.336	2:13.541	283.9	23:41.130
6	3	6:31.191	2:58.076	1:35.990	1:57.125	280.3	30:12.321
7	3	<b>4:02.815</b>	<b>38.321</b>	<b>1:32.703</b>	<b>1:51.791</b>	286.9	34:15.136
8	3	4:43.992	<b>38.131</b>	1:33.644	2:32.217	287.7	38:59.128
9	3	4:26.173	43.198	1:49.456	1:53.519	200.7	43:25.301
10	3	4:11.511	38.141	1:34.439	1:58.931	284.7	47:36.812
11	3	4:06.526	38.176	1:32.728	1:55.622	290.0	51:43.338
12	3	4:44.991 B	50.270	1:42.876	2:11.845	239.9	56:28.329
13	2	6:44.294	3:10.808	1:37.444	1:56.042	238.3	1:03:12.623
14	2	4:29.156 B	38.829	1:42.491	2:07.836	261.9	1:07:41.779

**67** **IMSA Performance Matmut** Porsche 911 GT3 RSR LMGTE Am  
 1. Pascal GIBON 3. Wolf HENZLER  
 2. Patrice MILESI

1	3	6:35.716	3:10.711	1:34.143	1:50.862	283.2	6:35.716
2	3	<b>4:00.503</b>	<b>37.825</b>	<b>1:32.640</b>	<b>1:50.038</b>	284.7	10:36.219
3	3	4:09.253	41.866	1:34.700	1:52.687	285.4	14:45.472
4	3	4:10.891 B	38.138	1:33.052	1:59.701	286.2	18:56.363
5	1	6:13.424	2:27.544	1:43.944	2:01.936	276.7	25:09.787
6	1	4:20.487	41.456	1:39.478	1:59.553	255.7	29:30.274
7	1	4:19.549	41.316	1:38.677	1:59.556	280.3	33:49.823
8	1	4:18.066	40.751	1:38.300	1:59.015	271.8	38:07.889
9	1	4:20.487	41.108	1:37.900	2:01.479	276.0	42:28.376
10	1	5:11.177 B	41.387	1:40.519	2:49.271	268.4	47:39.553
11	2	7:47.480	4:01.276	1:43.752	2:02.452	255.1	55:27.033
12	2	4:21.116	41.346	1:39.737	2:00.033	257.0	59:48.149
13	2	4:25.198	43.250	1:39.563	2:02.385	286.2	1:04:13.347
14	2	5:06.851 B	45.568	2:00.295	2:20.988	191.5	1:09:20.198

**70** **Larbre Competition** Chevrolet Corvette C6-ZR1 LMGTE Am  
 1. Cooper MacNEIL 3. Philippe DUMAS  
 2. Manuel RODRIGUES

1	3	6:56.966 B	3:14.309	1:40.632	2:02.025	276.7	6:56.966
2	3	5:42.976	2:08.692	1:40.288	1:53.996	224.9	12:39.942
3	3	<b>4:04.512</b>	<b>38.378</b>	<b>1:34.642</b>	<b>1:51.492</b>	278.1	16:44.454
4	3	4:08.829	<b>38.178</b>	1:36.747	1:53.904	280.3	20:53.283
5	3	6:07.894 B	38.382	1:35.051	3:54.461	280.3	27:01.177
6	1	14:32.193	...	1:48.587	2:14.661	176.5	41:33.370

Lap	D	Time	Sector 1	Sector 2	Sector 3	T. Spd	Elapsed
7	1	7:14.336 B	44.609	2:31.141	3:58.586	140.7	48:47.706

**71** **AF Corse** Ferrari 458 Italia LMGTE Pro  
 1. Olivier BERETTA 3. Toni VILANDER  
 2. Kamui KOBAYASHI

1	3	4:52.132	1:22.572	1:36.533	1:53.027	282.5	4:52.132
2	3	3:58.019	37.282	1:32.008	1:48.729	292.4	8:50.151
3	3	3:56.645	37.697	<b>1:31.504</b>	<b>1:47.444</b>	288.5	12:46.796
4	3	4:07.920 B	37.685	1:32.300	1:57.935	291.6	16:54.716
5	3	6:15.062	2:52.058	1:33.840	1:49.164	261.3	23:09.778
6	3	<b>3:56.471</b>	<b>36.961</b>	1:31.845	1:47.665	286.9	27:06.249
7	3	3:59.194	36.997	1:31.965	1:50.232	290.8	31:05.443
8	3	4:20.954 B	37.022	1:37.051	2:06.881	288.5	35:26.397
9	1	6:32.531	2:56.998	1:40.386	1:55.147	272.5	41:58.928
10	1	4:02.929	38.222	1:33.660	1:51.047	287.7	46:01.857
11	1	4:02.300	38.127	1:33.154	1:51.019	287.7	50:04.157
12	1	4:01.499	38.262	1:33.127	1:50.110	285.4	54:05.656
13	1	4:00.485	37.869	1:33.022	1:49.594	286.2	58:06.141
14	1	4:00.537	38.215	1:32.746	1:49.576	286.2	1:02:06.678
15	1	4:31.747 B	37.783	1:34.861	2:19.103	288.5	1:06:38.425

**73** **Corvette Racing** Chevrolet Corvette C6-ZR1 LMGTE Pro  
 1. Jan MAGNUSSEN 3. Jordan TAYLOR  
 2. Antonio GARCIA

1	2	4:41.267	1:08.851	1:36.560	1:55.856	266.5	4:41.267
2	2	4:00.861	38.041	1:33.209	1:49.611	275.3	8:42.128
3	2	4:02.236	38.085	1:34.042	1:50.109	281.7	12:44.364
4	2	4:00.317	38.140	1:32.719	1:49.458	283.9	16:44.681
5	2	4:15.227 B	38.582	1:36.494	2:00.151	275.3	20:59.908
6	2	8:00.865	4:30.887	1:37.539	1:52.439	278.8	29:00.773
7	2	<b>3:59.526</b>	<b>37.645</b>	<b>1:32.700</b>	<b>1:49.181</b>	280.3	33:00.299
8	2	4:18.130 B	38.812	1:34.526	2:04.792	281.0	37:18.429
9	1	6:00.259	2:24.122	1:40.454	1:55.683	238.3	43:18.688
10	1	4:16.358	39.608	1:35.017	2:01.733	279.5	47:35.046
11	1	4:07.063	38.727	1:35.177	1:53.159	279.5	51:42.109
12	1	4:13.776 B	39.429	1:34.670	1:59.677	282.5	55:55.885

**74** **Corvette Racing** Chevrolet Corvette C6-ZR1 LMGTE Pro  
 1. Oliver GAVIN 3. Richard WESTBROOK  
 2. Tommy MILNER

1	1	4:33.413	1:04.286	1:35.473	1:53.654	261.9	4:33.413
2	1	4:07.960 B	38.038	1:32.795	1:57.127	284.7	8:41.373
3	1	6:15.575	2:50.263	1:33.554	1:51.758	282.5	14:56.948
4	1	<b>3:59.860</b>	<b>37.613</b>	<b>1:32.494</b>	<b>1:49.753</b>	282.5	18:56.808
5	1	4:00.710	37.879	1:32.800	1:50.031	281.0	22:57.518
6	1	4:11.253 B	37.853	1:33.236	2:00.164	282.5	27:08.771
7	3	7:18.820	3:47.344	1:36.631	1:54.845	283.2	34:27.591
8	3	4:08.985	39.108	1:35.113	1:54.764	276.0	38:36.576
9	3	4:04.034	38.394	1:34.097	1:51.543	281.7	42:40.610
10	3	4:20.941 B	39.045	1:34.659	2:07.237	281.0	47:01.551
11	3	8:46.444	5:17.316	1:35.040	1:54.088	278.8	55:47.995
12	3	4:03.050	38.225	1:33.577	1:51.248	281.0	59:51.045
13	3	4:03.000	38.499	1:33.510	1:50.991	282.5	1:03:54.045
14	3	4:42.743 B	38.852	1:45.849	2:18.042	212.1	1:08:36.788

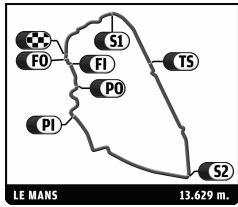
**75** **Prospeed Racing** Porsche 911 GT3 RSR LMGTE Am  
 1. Emmanuel COLLARD 3. Sébastien CRUBILE  
 2. François FERRODO

1	3	4:44.052	53.276	1:42.258	2:08.518	237.2	4:44.052
2	3	4:17.108	41.393	1:37.725	1:57.990	285.4	9:01.160



# 24 HEURES DU MANS 90<sup>ANS</sup>

## 22-23 JUN 2013



### FIA WEC

#### 81<sup>e</sup> Edition des 24 Heures du Mans

#### Qualifying Practice 1

**Night Session**

### Sector Analysis

■ Personal Best ■ Session Best B Crossing the finish line in pit lane

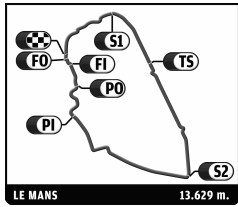
Lap	D	Time	Sector 1	Sector 2	Sector 3	T. Spd	Elapsed	Lap	D	Time	Sector 1	Sector 2	Sector 3	T. Spd	Elapsed
3	3	4:13.325	40.341	1:37.172	1:55.812	264.5	13:14.485	14	3	4:08.029	38.892	1:34.429	1:54.708	280.3	1:02:25.988
4	3	4:11.719	40.114	1:34.940	1:56.665	285.4	17:26.204	15	3	4:42.214 B	38.846	1:42.698	2:20.670	281.7	1:07:08.202
5	3	4:27.875 B	41.906	1:37.954	2:08.015	283.9	21:54.079	<b>88</b> <b>Proton Competition</b> Porsche 911 GT3 RSR							
6	2	8:12.336	4:26.796	1:42.723	2:02.817	281.7	30:06.415	1.Christian RIED 3.Paolo RUBERTI LMGTE Am							
7	2	4:21.154	41.148	1:37.766	2:02.240	284.7	34:27.569	2.Gianluca RODA							
8	2	4:21.254	42.786	1:36.242	2:02.226	289.3	38:48.823	1	3	4:42.357	1:09.736	1:36.445	1:56.176	253.3	4:42.357
9	2	4:19.696	41.014	1:37.744	2:00.938	283.9	43:08.519	2	3	4:01.504	38.164	1:33.908	1:49.432	291.6	8:43.861
10	2	4:34.625 B	41.722	1:37.426	2:15.477	285.4	47:43.144	3	3	3:59.342	37.851	1:32.097	1:49.394	292.4	12:43.203
11	1	7:57.406 B	4:17.686	1:36.471	2:03.249	282.5	55:40.550	4	3	3:59.246	37.824	1:32.292	1:49.130	289.3	16:42.449
12	1	9:27.317 B	5:34.366	1:41.378	2:11.573	260.7	1:05:07.867	5	3	4:06.673	37.645	1:35.152	1:53.876	286.9	20:49.122
<b>76</b> <b>IMSA Performance Matmut</b> Porsche 911 GT3 RSR								<b>91</b> <b>Porsche AG Team Manthey</b> Porsche 911 RSR							
1.Raymond NARAC 3.Jean-Karl VERNAY LMGTE Am								1.Jörg BERGMEISTER 3.Timo BERNHARD LMGTE Pro							
2.Christophe BOURRET								2.Patrick PILET							
1	3	4:37.943	1:02.594	1:38.135	1:57.214	245.9	4:37.943	1	2	4:30.066	1:00.433	1:35.911	1:53.722	260.7	4:30.066
2	3	4:16.757 B	39.941	1:35.369	2:01.447	279.5	8:54.700	2	2	3:56.573	36.872	1:31.919	1:47.782	290.0	8:26.639
3	3	5:23.016	1:55.956	1:34.321	1:52.739	283.2	14:17.716	3	2	4:04.697	38.550	1:35.202	1:50.945	253.9	12:31.336
4	3	4:01.713	38.122	1:33.116	1:50.475	281.7	18:19.429	4	2	3:56.880	37.799	1:31.282	1:47.799	289.3	16:28.216
5	3	4:02.410	38.031	1:33.523	1:50.856	278.1	22:21.839	5	2	4:07.879 B	36.944	1:31.195	1:59.740	288.5	20:36.095
6	3	4:02.296	38.056	1:33.368	1:50.872	279.5	26:24.135	6	2	10:35.006	7:05.666	1:34.540	1:54.800	288.5	31:11.101
7	3	4:19.963 B	39.154	1:35.091	2:05.718	279.5	30:44.098	7	2	4:01.779	37.797	1:33.558	1:50.424	290.0	35:12.880
8	1	7:01.524	3:27.598	1:39.327	1:54.599	277.4	37:45.622	8	2	4:07.114 B	38.284	1:31.692	1:57.138	289.3	39:19.994
9	1	4:08.456	38.929	1:35.803	1:53.724	281.7	41:54.078	9	1	9:44.179	6:16.750	1:34.590	1:52.839	281.0	49:04.173
10	1	4:25.289 B	38.670	1:42.815	2:03.804	269.8	46:19.367	10	1	4:00.624	37.767	1:33.058	1:49.799	286.2	53:04.797
11	2	9:07.102	5:20.764	1:42.860	2:03.478	245.9	55:26.469	11	1	4:00.261	37.607	1:33.129	1:49.525	287.7	57:05.058
12	2	4:21.197	41.358	1:39.782	2:00.057	278.8	59:47.666	12	1	3:59.866	37.963	1:32.820	1:49.083	287.7	1:01:04.924
13	2	4:52.359 B	44.446	1:39.930	2:27.983	279.5	1:04:40.025	13	1	4:09.790 B	37.339	1:33.449	1:59.002	286.2	1:05:14.714
<b>77</b> <b>Dempsey Del Piero-Proton</b> Porsche 911 GT3 RSR								<b>92</b> <b>Porsche AG Team Manthey</b> Porsche 911 RSR							
1.Patrick DEMPSEY 3.Patrick LONG LMGTE Am								1.Marc LIEB 3.Romain DUMAS LMGTE Pro							
2.Joe FOSTER								2.Richard LIETZ							
1	3	4:54.692 B	1:16.186	1:37.177	2:01.329	261.9	4:54.692	1	2	4:21.773	53.890	1:36.581	1:51.302	255.7	4:21.773
2	3	5:29.300	1:57.495	1:36.078	1:55.727	260.7	10:23.992	2	2	3:56.457	37.156	1:31.377	1:47.924	288.5	8:18.230
3	3	4:11.667	41.591	1:34.526	1:55.550	282.5	14:35.659	3	2	8:33.113 B	4:30.626	1:38.283	2:24.204	255.7	16:51.343
4	3	4:03.378	38.392	1:33.527	1:51.459	283.9	18:39.037	4	2	9:31.567	6:06.765	1:33.216	1:51.586	286.9	26:22.910
5	3	4:26.849 B	41.199	1:35.563	2:10.087	283.2	23:05.886	5	2	3:59.739	37.256	1:31.575	1:50.908	290.8	30:22.649
6	1	8:29.719	4:50.803	1:38.958	1:59.958	276.7	31:35.605	6	2	4:02.053	37.564	1:32.247	1:52.242	293.2	34:24.702
7	1	4:49.182 B	40.684	1:51.249	2:17.249	272.5	36:24.787	7	2	4:09.077 B	37.427	1:31.391	2:00.259	292.4	38:33.779
8	1	10:02.947	6:25.185	1:38.188	1:59.574	257.6	46:27.734	8	1	8:18.635	4:48.045	1:33.472	1:57.118	290.8	46:52.414
9	1	4:14.144	40.019	1:36.908	1:57.217	280.3	50:41.878	9	1	3:59.523	37.737	1:32.226	1:49.560	290.8	50:51.937
10	1	4:24.014 B	39.683	1:36.719	2:07.612	267.1	55:05.892	10	1	3:58.424	37.425	1:31.881	1:49.118	289.3	54:50.361
11	2	9:36.278 B	5:48.574	1:37.727	2:09.977	283.2	1:04:42.170	11	1	4:02.024	37.541	1:32.071	1:52.412	292.4	58:52.385
<b>81</b> <b>8 Star Motorsports</b> Ferrari 458 Italia								<b>93</b> <b>SRT Motorsports</b> Viper GTS-R							
1.Vicente POTOLICCHIO 3.Jason BRIGHT LMGTE Am								1.Jonathan BOMARITO 3.Kuno WITTMER LMGTE Pro							
2.Rui AGUAS								2.Tommy KENDALL							
1	1	5:01.194	1:25.557	1:37.926	1:57.711	265.1	5:01.194	1	1	6:15.822	2:46.471	1:36.201	1:53.150	276.7	6:15.822
2	1	4:09.953	39.467	1:35.893	1:54.593	282.5	9:11.147	2	1	4:05.518	38.239	1:35.020	1:52.259	277.4	10:21.340
3	1	4:10.679	38.973	1:37.273	1:54.433	285.4	13:21.826	3	1	4:05.992	38.982	1:34.871	1:52.139	278.1	14:27.332
4	1	4:08.213	39.093	1:35.303	1:53.817	281.7	17:30.039	4	1	4:03.917	38.505	1:34.331	1:51.081	277.4	18:31.249
5	1	4:07.625	38.863	1:35.583	1:53.179	281.0	21:37.664								
6	1	4:12.463	39.629	1:37.718	1:55.116	281.7	25:50.127								
7	1	4:19.199 B	39.249	1:35.299	2:04.651	283.9	30:09.326								
8	3	6:59.194	3:13.934	1:43.091	2:02.169	248.7	37:08.520								
9	3	4:23.279	41.237	1:38.322	2:03.720	263.2	41:31.799								
10	3	4:14.828	40.253	1:36.861	1:57.714	281.7	45:46.627								
11	3	4:12.947	39.759	1:36.127	1:57.061	282.5	49:59.574								
12	3	4:09.655	39.383	1:35.428	1:54.844	281.7	54:09.229								
13	3	4:08.730	39.005	1:35.035	1:54.690	283.2	58:17.959								





# 24 HEURES DU MANS 90<sup>ANS</sup>

## 22-23 JUN 2013



### FIA WEC

#### 81<sup>e</sup> Edition des 24 Heures du Mans

#### Qualifying Practice 1

**Night Session**

### Sector Analysis

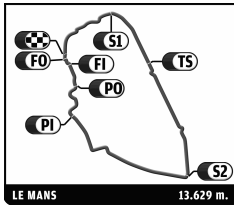
Lap	D	Time	Sector 1	Sector 2	Sector 3	T. Spd	Elapsed	Lap	D	Time	Sector 1	Sector 2	Sector 3	T. Spd	Elapsed
5	1	<b>4:03.461</b>	38.182	1:34.024	1:51.255	278.8	22:34.710	11	1	5:35.873	2:07.484	1:36.149	1:52.240	253.3	51:18.294
6	1	4:11.269 B	<b>38.023</b>	<b>1:33.722</b>	1:59.524	281.0	26:45.979	12	1	4:06.333	38.539	1:33.723	1:54.071	282.5	55:24.627
7	3	6:50.420	3:19.966	1:37.295	1:53.159	276.0	33:36.399	13	1	4:01.962	38.152	1:33.496	1:50.314	283.2	59:26.589
8	3	4:04.242	38.539	1:33.906	1:51.797	280.3	37:40.641	14	1	4:02.999	37.988	1:32.722	1:52.289	285.4	1:03:29.588
9	3	4:18.108 B	38.236	1:33.858	2:06.014	280.3	41:58.749	15	1	4:43.030 B	38.639	1:47.363	2:17.028	202.6	1:08:12.618
10	3	6:21.565	2:47.355	1:37.294	1:56.916	276.7	48:20.314	<div style="border: 1px solid black; padding: 5px;"> <b>98</b> <b>Aston Martin Racing</b> <span style="float: right;">Aston Martin Vantage V8</span>            1. Bill AUBERLEN <span style="float: right;">3. Pedro LAMY</span>            2. Paul DALLA LANA <span style="float: right;">LMGTE Pro</span> </div>							
11	3	4:15.212 B	38.565	1:34.638	2:02.009	279.5	52:35.526	1	3	6:09.363	2:37.839	1:37.377	1:54.147	264.5	6:09.363
12	3	6:17.845	2:45.783	1:36.508	1:55.554	278.1	58:53.371	2	3	3:59.253	37.645	1:32.123	1:49.485	282.5	10:08.616
13	3	4:17.906 B	39.147	1:36.566	2:02.193	278.1	1:03:11.277	3	3	3:57.203	37.319	1:31.703	<b>1:48.181</b>	286.9	14:05.819
<div style="border: 1px solid black; padding: 5px;"> <b>95</b> <b>Aston Martin Racing</b> <span style="float: right;">Aston Martin Vantage V8</span>            1. Christoffer NYGAARD <span style="float: right;">3. Allan SIMONSEN</span>            2. Kristian POULSEN <span style="float: right;">LMGTE Am</span> </div>							4	3	<b>3:56.336</b>	<b>36.927</b>	<b>1:31.199</b>	1:48.210	282.5	18:02.155	
1	3	4:31.679	59.826	1:37.348	1:54.505	258.2	4:31.679	5	3	4:08.291 B	37.424	1:32.124	1:58.743	283.9	22:10.446
2	3	4:00.286	38.297	<b>1:32.201</b>	1:49.788	286.2	8:31.965	6	3	10:14.838	6:50.962	1:33.975	1:49.901	277.4	32:25.284
3	3	3:59.856	<b>37.746</b>	1:33.239	1:48.871	288.5	12:31.821	7	3	3:58.184	37.446	1:31.964	1:48.774	281.0	36:23.468
4	3	4:01.738	38.326	1:32.708	1:50.704	289.3	16:33.559	8	3	4:07.348 B	37.347	1:31.938	1:58.063	281.0	40:30.816
5	3	<b>3:58.661</b>	37.818	1:32.409	<b>1:48.434</b>	286.2	20:32.220	9	2	7:13.439	3:35.608	1:38.710	1:59.121	284.7	47:44.255
6	3	4:17.251 B	42.243	1:34.343	2:00.665	283.9	24:49.471	10	2	4:07.411	39.209	1:34.178	1:54.024	281.0	51:51.666
7	2	9:25.040	5:52.184	1:36.770	1:56.086	284.7	34:14.511	11	2	4:07.259	40.016	1:33.972	1:53.271	281.7	55:58.925
8	2	4:10.362	39.940	1:35.063	1:55.359	292.4	38:24.873	12	2	4:08.144	38.738	1:35.865	1:53.541	279.5	1:00:07.069
9	2	4:12.367	39.217	1:34.863	1:58.287	286.9	42:37.240	13	2	4:06.433	38.858	1:33.802	1:53.773	281.0	1:04:13.502
10	2	4:21.057	43.351	1:35.255	2:02.451	288.5	46:58.297	14	2	5:04.646 B	43.928	1:54.185	2:26.533	221.2	1:09:18.148
11	2	4:22.308 B	39.264	1:35.458	2:07.586	282.5	51:20.605	<div style="border: 1px solid black; padding: 5px;"> <b>99</b> <b>Aston Martin Racing</b> <span style="float: right;">Aston Martin Vantage V8</span>            1. Rob BELL <span style="float: right;">3. Bruno SENNA</span>            2. Frédéric MAKOWIECKI <span style="float: right;">LMGTE Pro</span> </div>							
12	1	8:06.406	4:33.271	1:37.362	1:55.773	285.4	59:27.011	1	1	5:36.735	2:04.972	1:35.577	1:56.186	274.6	5:36.735
13	1	4:07.148	39.577	1:33.375	1:54.196	289.3	1:03:34.159	2	1	3:58.163	37.555	1:32.689	1:47.919	280.3	9:34.898
14	1	4:43.235 B	41.710	1:45.823	2:15.702	203.3	1:08:17.394	3	1	3:59.910	37.906	1:32.822	1:49.182	281.7	13:34.808
<div style="border: 1px solid black; padding: 5px;"> <b>96</b> <b>Aston Martin Racing</b> <span style="float: right;">Aston Martin Vantage V8</span>            1. Jamie CAMPBELL-WALTER <span style="float: right;">3. Stuart HALL</span>            2. Roald GOETHE <span style="float: right;">LMGTE Am</span> </div>							4	1	3:56.751	37.124	1:31.812	1:47.815	283.2	17:31.559	
1	1	4:49.588	1:15.815	1:38.510	1:55.263	267.8	4:49.588	5	1	4:08.997 B	37.789	1:33.965	1:57.243	277.4	21:40.556
2	1	4:02.791	38.586	1:33.673	<b>1:50.532</b>	284.7	8:52.379	6	2	6:52.410	3:29.263	1:33.054	1:50.093	283.2	28:32.966
3	1	<b>4:01.035</b>	<b>37.883</b>	<b>1:32.325</b>	1:50.827	285.4	12:53.414	7	2	3:58.168	37.907	1:31.614	1:48.647	287.7	32:31.134
4	1	4:11.255 B	39.615	1:34.344	1:57.296	286.2	17:04.669	8	2	<b>3:55.658</b>	36.994	1:31.505	<b>1:47.159</b>	283.2	36:26.792
5	1	5:12.128 B	1:33.438	1:38.308	2:00.382	285.4	22:16.797	9	2	3:55.874	<b>36.880</b>	<b>1:31.240</b>	1:47.754	284.7	40:22.666
6	2	7:10.851	3:13.632	1:45.861	2:11.358	253.3	29:27.648	10	2	4:06.762 B	37.511	1:31.876	1:57.375	284.7	44:29.428
7	2	4:34.169	44.844	1:41.671	2:07.654	267.8	34:01.817	11	3	6:25.732	2:57.685	1:34.496	1:53.551	278.8	50:55.160
8	2	4:42.572	44.788	1:48.351	2:09.433	230.2	38:44.389	12	3	4:02.651	39.015	1:32.263	1:51.373	283.9	54:57.811
9	2	4:33.466	44.025	1:41.354	2:08.087	257.0	43:17.855	13	3	3:58.995	38.008	1:32.225	1:48.762	287.7	58:56.806
10	2	4:50.234 B	45.136	1:43.391	2:21.707	250.4	48:08.089	14	3	4:00.504	38.408	1:33.022	1:49.074	280.3	1:02:57.310
11	3	6:30.258	2:58.867	1:36.231	1:55.160	276.7	54:38.347	15	3	4:15.769 B	37.403	1:36.255	2:02.111	281.7	1:07:13.079
12	3	4:17.425	39.499	1:38.356	1:59.570	280.3	58:55.772	<div style="border: 1px solid black; padding: 5px;"> <b>97</b> <b>Aston Martin Racing</b> <span style="float: right;">Aston Martin Vantage V8</span>            1. Peter DUMBRECK <span style="float: right;">3. Darren TURNER</span>            2. Stefan MÜCKE <span style="float: right;">LMGTE Pro</span> </div>							
13	3	4:06.395	39.087	1:35.013	1:52.295	273.2	1:03:02.167	1	2	6:14.770	2:45.612	1:35.797	1:53.361	277.4	6:14.770
14	3	4:24.009 B	38.935	1:40.878	2:04.196	251.0	1:07:26.176	2	2	3:59.148	37.785	1:33.366	1:47.997	282.5	10:13.918
<div style="border: 1px solid black; padding: 5px;"> <b>99</b> <b>Aston Martin Racing</b> <span style="float: right;">Aston Martin Vantage V8</span>            1. Peter DUMBRECK <span style="float: right;">3. Darren TURNER</span>            2. Stefan MÜCKE <span style="float: right;">LMGTE Pro</span> </div>							3	2	3:56.146	<b>37.189</b>	<b>1:31.210</b>	1:47.747	288.5	14:10.064	
4	2	<b>3:56.004</b>	37.313	1:31.457	<b>1:47.234</b>	285.4	18:06.068	4	2	4:06.661 B	37.624	1:32.026	1:57.011	284.7	22:12.729
5	2	4:06.661 B	37.624	1:32.026	1:57.011	284.7	22:12.729	5	2	7:08.130	3:40.265	1:35.235	1:52.630	280.3	29:20.859
6	3	7:08.130	3:40.265	1:35.235	1:52.630	280.3	29:20.859	6	3	3:59.503	37.827	1:32.720	1:48.956	282.5	33:20.362
7	3	3:59.503	37.827	1:32.720	1:48.956	282.5	33:20.362	7	3	4:01.728	39.155	1:33.668	1:48.905	281.0	37:22.090
8	3	4:01.728	39.155	1:33.668	1:48.905	281.0	37:22.090	8	3	4:08.149	37.897	1:34.320	1:55.932	278.1	41:30.239
9	3	4:08.149	37.897	1:34.320	1:55.932	278.1	41:30.239	9	3	4:12.182 B	38.061	1:34.435	1:59.686	276.7	45:42.421
10	3	4:12.182 B	38.061	1:34.435	1:59.686	276.7	45:42.421								





# 24 HEURES DU MANS 90 ANS

22-23 JUN 2013

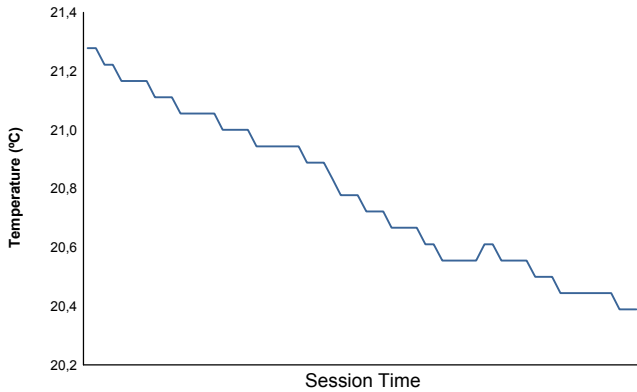


Computerised results and timing service

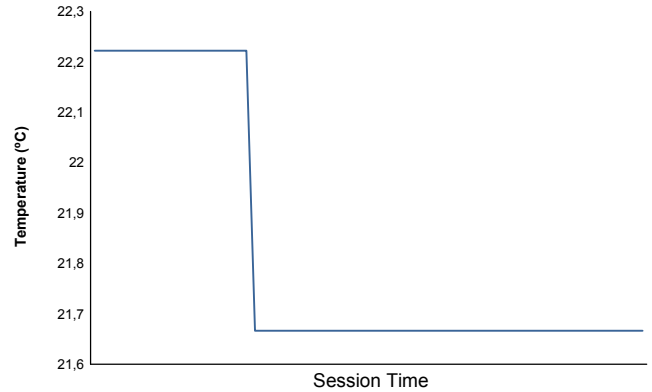
## 81° Edition des 24 Heures du Mans FIA WEC Qualifying Practice 1 Weather Report

**Night Session**

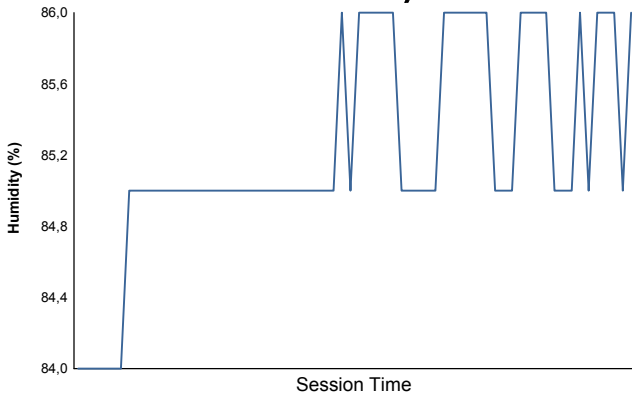
### Air Temperature



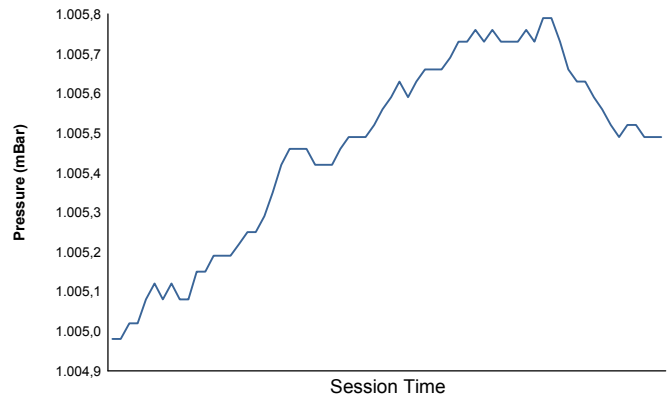
### Track Temperature



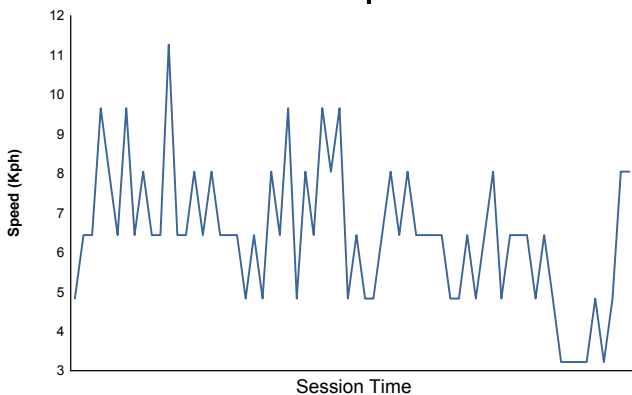
### Humidity



### Pressure

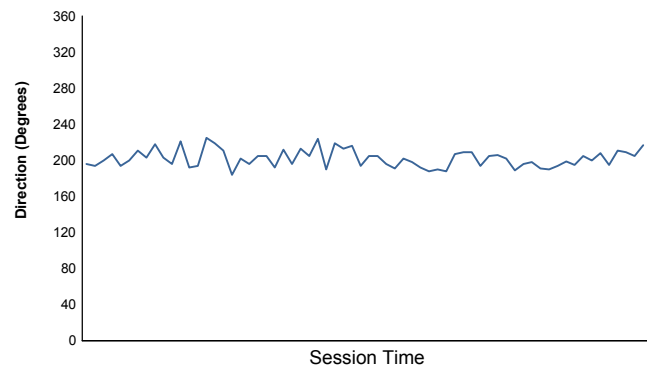


### Wind Speed



### Wind direction

North = 0°/360° Est = 90° South = 180° West = 270°



Track Status:

**DRY**