






















Pos	No	Name	Nat	Car	Laps	On Track	Stops	Gap	Diff	S1	S2	S3	Last Lap	Best Lap
1	12	MULLER	FRA 	Chevrolet Cruze 1.6T	10	✓	0			56.755	1:01.704		2:21.650	2:18.533
2	17	NYKJAER	DNK 	Chevrolet Cruze 1.6T	10	✓	0	2.482	2.482	54.601	1:01.967		2:19.895	2:19.089
3	3	TARQUINI	ITA 	Honda Civic	10	✓	0	4.994	2.512	52.819	1:03.222		2:20.879	2:20.313
4	38	BASSENG	DEU 	SEAT Leon WTCC	10	✓	0	5.081	0.087	53.472	1:04.062		2:20.687	2:19.764
5	23	CHILTON	GBR 	Chevrolet Cruze 1.6T	10	✓	0	5.612	0.531	53.676	1:04.364		2:20.249	2:18.415
6	74	ORIOLA	ESP 	SEAT Leon WTCC	10	✓	0	6.755	1.143	53.924	1:03.704		2:19.160	2:17.987
7	14	NASH	GBR 	Chevrolet Cruze 1.6T	10	✓	0	14.445	7.690	54.705	59.183		2:22.579	2:19.766
8	18	MONTEIRO	PRT 	Honda Civic	10	✓	0	20.573	6.128	50.931	57.759		2:21.032	2:20.119
9	26	D'ASTE	ITA 	BMW 320 TC	10	✓	0	23.722	3.149	49.426	58.210		2:21.151	2:19.719
10	1	HUFF	GBR 	SEAT Leon WTCC	10	✓	0	25.442	1.720	52.901	58.629		2:20.076	2:19.107
11	15	CORONEL	NLD 	BMW 320 TC	10	✓	0	37.126	11.684	51.671			2:25.694	2:20.994
12	55	O'YOUNG	HKG 	BMW 320 TC	10	✓	0	41.394	4.268	52.242			2:23.263	2:22.706
13	6	ENGSTLER	DEU 	BMW 320 TC	10	✓	0	43.904	2.510	51.340			2:22.365	2:22.355
14	73	BARTH	CHE 	BMW 320 TC	10	✓	0	45.921	2.017	52.503			2:21.818	2:21.818
15	19	MONJE	ESP 	SEAT Leon WTCC	10	✓	0	50.678	4.757	50.182			2:22.065	2:22.028
16	22	BOARDMAN	GBR 	SEAT Leon WTCC	10	✓	0	53.591	2.913	51.763			2:21.962	2:21.074
17	7	NG	HKG 	BMW 320 TC	10	✓	0	59.157	5.566	50.306			2:24.789	2:22.080
18	13	DAYRAUT	FRA 	BMW 320 TC	10	✓	0	1:06.537	7.380	51.196			2:25.946	2:23.220
19	25	BENNANI	MAR 	BMW 320 TC	10	✓	1	1:26.721	20.184	44.433			2:26.542	2:21.862
20	9	MACDOWALL	GBR 	Chevrolet Cruze 1.6T	9	✗	1	1 Lap	2:18.991	44.202	1:16.539	1:18.098	3:18.839	2:19.820
21	37	MUNNICH	DEU 	SEAT Leon WTCC	9	✓	1	1 Lap	1:02.256	54.584	1:01.174		2:37.306	2:21.889

22	5	MICHELISZ	HUN	≡	Honda Civic	9	✓	1	1 Lap	23.306	48.712	56.573	2:28.132	2:20.209
----	---	-----------	-----	---	----------------	---	---	---	-------	--------	--------	--------	----------	----------